

**SUBSTANTIAL AMENDMENT TO
FIVE YEAR CONSOLIDATED PLAN FY2016-2020
AMENDMENT SUMMARY:**

CDBG FUNDS: The substantially amended FY2016-2020 Consolidated Plan includes provisions regarding the discontinuation of the Community Development Block Grant (CDBG) Housing Rehabilitation Program. FY2016 CDBG funds were utilized for the program, but due to rising labor and material costs, administrative costs, budgetary constraints, and decrease in demand, CDBG estimated rehabilitation funding for the remaining four years of the Plan will be reallocated to increase estimated funding for street and drainage projects in low to moderate income areas of the City. This represents a change in allocation priorities between the goals of Affordable Housing and Public Improvement, both of which were originally identified and categorized as high priority needs in this Consolidated Plan.

HOME FUNDS: The substantially amended FY2016-2020 Consolidated Plan includes a reallocation of funds from the discontinued HOME Homeowner Rehabilitation program. The City allocated 50 percent of annual HOME funds to its Community Housing Development Organizations (CHDOs) for the development of new affordable housing. The City reached the end of its HOME major rehabilitation waiting list earlier than anticipated and the program ended. All funds allocated or estimated for the Homeowner Rehabilitation program in this Plan for FY2016-2020 will be reallocated to increase funding to the CHDO program. This will result in the previously established high priority need of Affordable Housing – Rehabilitation / Development being addressed through increased development of newly-constructed affordable homes for low income homebuyers.

**SUBSTANTIAL AMENDMENT TO
ANNUAL ACTION PLAN FY2016
AMENDMENT SUMMARY:**

HOME FUNDS: FY2016 HOME funds will be reallocated from the discontinued Homeowner Rehabilitation activity to the Community Housing Development Organization (CHDO) program for new construction of affordable housing. The City reached the end of its HOME major rehabilitation waiting list earlier than anticipated and the program ended, leaving \$83,579.20 to be reallocated. The FY2016 Action Plan allocated 50 percent of HOME funds received to its Community Housing Development Organizations (CHDOs) to build new affordable housing. This substantial amendment will increase the current FY2016 CHDO allocation by \$83,579.20.

<u>Allocation Amount</u>	<u>Original</u>	<u>Adjustment</u>	<u>Amended</u>
Homeowner Rehabilitation	\$83,579.20	-\$83,579.20	\$ -0-
CHDO	\$94,026.60	+\$83,579.20	\$177,605.80

Table of Contents

Executive Summary.....	4
ES-05 Executive Summary - 24 CFR 91.200(c), 91.220(b)	4
The Process	10
PR-05 Lead & Responsible Agencies 24 CFR 91.200(b).....	10
PR-10 Consultation - 91.100, 91.200(b), 91.215(l)	11
PR-15 Citizen Participation.....	25
Needs Assessment	30
NA-05 Overview	30
NA-10 Housing Needs Assessment - 24 CFR 91.205 (a,b,c)	31
NA-15 Disproportionately Greater Need: Housing Problems – 91.205 (b)(2)	41
NA-20 Disproportionately Greater Need: Severe Housing Problems – 91.205 (b)(2)	45
NA-25 Disproportionately Greater Need: Housing Cost Burdens – 91.205 (b)(2).....	49
NA-30 Disproportionately Greater Need: Discussion – 91.205(b)(2)	51
NA-35 Public Housing – 91.205(b)	52
NA-40 Homeless Needs Assessment – 91.205(c).....	59
NA-45 Non-Homeless Special Needs Assessment - 91.205 (b,d).....	63
NA-50 Non-Housing Community Development Needs – 91.215 (f)	65
Housing Market Analysis.....	67
MA-05 Overview	67
MA-10 Number of Housing Units – 91.210(a)&(b)(2).....	68
MA-15 Housing Market Analysis: Cost of Housing - 91.210(a)	74
MA-20 Housing Market Analysis: Condition of Housing – 91.210(a).....	80
MA-25 Public and Assisted Housing – 91.210(b)	84
MA-30 Homeless Facilities and Services – 91.210(c).....	88

MA-35 Special Needs Facilities and Services – 91.210(d).....	91
MA-40 Barriers to Affordable Housing – 91.210(e).....	93
MA-45 Non-Housing Community Development Assets – 91.215 (f).....	94
MA-50 Needs and Market Analysis Discussion.....	102
Strategic Plan	106
SP-05 Overview	106
SP-10 Geographic Priorities – 91.215 (a)(1).....	107
SP-25 Priority Needs - 91.215(a)(2).....	110
SP-30 Influence of Market Conditions – 91.215 (b).....	117
SP-35 Anticipated Resources - 91.215(a)(4), 91.220 (c)(1,2).....	119
SP-40 Institutional Delivery Structure - 91.215 (k).....	122
SP-45 Goals Summary - 91.215 (a)(4).....	126
SP-50 Public Housing Accessibility and Involvement – 91.215(c).....	129
SP-55 Barriers to affordable housing – 91.215(h).....	130
SP-60 Homelessness Strategy – 91.215(d).....	132
SP-65 Lead based paint Hazards – 91.215(i).....	134
SP-70 Anti-Poverty Strategy – 91.215(j)	136
SP-80 Monitoring – 91.230	137
Expected Resources	138
AP-15 Expected Resources – 91.220(c)(1,2)	138
Annual Goals and Objectives	141
Projects	143
AP-35 Projects – 91.220(d)	143
AP-38 Project Summary	144
AP-50 Geographic Distribution – 91.220(f).....	150
Affordable Housing	152

AP-55 Affordable Housing – 91.220(g)	152
AP-60 Public Housing – 91.220(h).....	153
AP-65 Homeless and Other Special Needs Activities – 91.220(i).....	156
AP-75 Barriers to affordable housing – 91.220(j)	158
AP-85 Other Actions – 91.220(k)	160
Program Specific Requirements.....	163
Appendix - Alternate/Local Data Sources.....	167
Citizen Participation Plan.....	170

Executive Summary

ES-05 Executive Summary - 24 CFR 91.200(c), 91.220(b)

1. Introduction

Eligible local governments may receive annual grants for community development and affordable housing through application to the U. S. Department of Housing and Urban Development (HUD). Available grants include the Community Development Block Grant (CDBG) and the Home Investment Partnerships (HOME) grant. The CDBG Entitlement Program provides annual grants on a formula basis to entitled cities and counties to develop viable urban communities by providing decent housing and a suitable living environment, and by expanding economic opportunities, principally for low and moderate income persons. The HOME program provides formula grants and is the largest Federal block grant to state and local governments designed exclusively to create affordable housing for low income households. A city must match community needs to eligible grant activities, and as part of that process, HUD requires grantees to prepare and submit a Consolidated Plan. The City of North Little Rock Five Year Consolidated Plan FY2016 – FY2020 has been developed in accordance with federal regulatory requirements in 24 CFR Part 91.

The Plan is used to outline levels of need in the areas of affordable housing, community development, special needs, and homelessness. This information was gathered through a number of approaches including public outreach, consultations with local agencies, a review of the latest demographic and economic data provided by HUD, and an analysis of market conditions. These methods are further explained in the Process, Needs Assessment, and Market Analysis sections of this Plan.

The needs assessment and market analysis formed the basis of the Strategic Plan, which details how the City's priority needs will be addressed by utilizing local service delivery capabilities, allocating anticipated funding, setting goals, and outlining performance and monitoring measures. Partnerships with agencies and organizations in our community are important to the successful implementation of the Plan, and we acknowledge and appreciate their work and the services that they provide. The City strives to identify service delivery methods that are meaningful and beneficial to our diverse community. The consolidated planning process serves as a framework for a community-wide dialogue to identify housing and community development priorities that align and focus funding from the grant programs. All funding recommendations for activities operated with these grants are evaluated based on the ability to help the City meet the goals outlined in this Plan.

Finally, for each of the five years covered by the Consolidated Plan, the City of North Little Rock is required by HUD to prepare an Annual Action Plan. The Action Plan will detail the intended activities to be funded in that particular fiscal year, as well as other actions that will be taken to meet the objectives of the Consolidated Plan. The Action Plan serves as the application to HUD for CDBG and HOME funding. The FY2016 Annual Action Plan is included in this document.

2. Summary of the objectives and outcomes identified in the Plan Needs Assessment Overview

The Plan's needs assessment identified a wide range of needs related to affordable housing, non-housing community development, special needs, and homelessness. The Plan develops goals, determines objectives, and describes anticipated outcomes to address many of these issues. However, limited grant allocations preclude funding projects and activities for all identified needs. For the objectives listed below which are not funded through this Consolidated Plan and Annual Action Plan, rather than financial assistance, the City can provide support through coordination and collaboration of efforts with partner agencies.

Goal: Affordable Housing – Rehabilitation / Development

Amendment: The goal of Affordable Housing through Rehabilitation will be addressed only for FY2016 through the use of CDBG funds. Due to rising labor and material costs, administrative costs, budgetary constraints, and decrease in demand, CDBG estimated rehabilitation funding for the remaining four years of the plan will be reallocated to increase estimated funding for street and drainage projects in low to moderate income areas of the City. This represents a change in allocation priorities between the goals of Affordable Housing and Public Improvements, both of which were originally identified and categorized as high priority needs in this Consolidated Plan.

Also, the original Consolidated Plan anticipated the use of HOME funds to meet the Affordable Housing goal through both rehabilitation and development. However, the City reached the end of its Homeowner Rehabilitation waiting list earlier than anticipated and the program ended. The HOME rehabilitation allocations and estimates in the original Plan will be reallocated to increase the original allocations and estimates to the Community Housing Development Organizations (CHDOs) program for development of new affordable housing.

Objective: Improve the condition and increase the availability of decent affordable housing for low to moderate income persons.

- Maintain affordability of existing homeowner housing through housing rehabilitation programs. **Amendment: Maintain affordability of existing homeowner housing through CDBG housing rehabilitation programs with FY2016 funding only.**
- Increase affordability options for low to moderate income homebuyers by developing affordable housing units.

- Support North Little Rock Housing Authority (NLRHA) efforts to modernize stock, work with landlords to identify housing opportunities, and maintain and expand Housing Choice Voucher Homeownership, Family Self-Sufficiency (FSS), and other program initiatives.
- Support private and nonprofit developers in identifying opportunities to utilize Low Income Housing Tax Credits (LIHTC) for the construction of assisted rental housing for low income families and seniors.
- Support alternative housing assistance efforts such as faith-based initiatives, volunteer housing assistance programs, self-help and neighborhood group empowerment programs.
- Support and help facilitate access to lenders or programs offering subsidy, down payment or closing cost assistance to homebuyers.
- Support Continuum of Care efforts, including an increase in inventory of permanent housing units for the homeless and permanent supportive housing units for special needs populations

Goal: Public Improvements – Infrastructure / Facilities

Objective: Foster suitable living environments and address non-housing community development needs.

- Sustain and revitalize low to moderate income neighborhoods with infrastructure improvements including streets, drainage, and sidewalks.
- Improve public facilities to enhance neighborhoods by serving low to moderate income populations, including homeless, special needs, youth, and elderly.
- Support the City’s Fit 2 Live initiative to create environments that empower the community to adopt healthy life choices, such as community gardens.

Goal: Public Services

Objective: Stabilize living environments and improve well-being of economically disadvantaged residents.

- Provide availability and accessibility of public services geared toward the benefit and security of at-risk youth, seniors, special needs, homeless and other low income populations.
- Support coordination and collaboration with service providers and Continuum of Care members.
- Support nonprofit efforts to expand their funding sources through certificates of consistency with the Consolidated Plan.
- Support economic development, job development, and workforce training efforts.

Administer, plan, and monitor CDBG and HOME grant programs to ensure anticipated outcomes and performance measures and compliance with all regulations. Continue to assess, and support other

needs including awareness and promotion of fair housing, removal of barriers to affordable housing and lead-based paint hazards, and an anti-poverty strategy.

3. Evaluation of past performance

The City of North Little Rock has implemented several successful programs in the past with CDBG and HOME funding. Neighborhoods in low to moderate income areas of the City have been preserved through infrastructure projects such as sidewalk, street and drainage improvements. The condition of existing housing stock has been improved through programs providing emergency assistance grants for housing repair needs, and both minor (CDBG) and major (HOME) housing rehabilitation projects for low to moderate income residents. The number of new homes available in the affordable housing market in North Little Rock has increased through the efforts of our Community Housing Development Organization (CHDO). Wheelchairs ramps have been built for disabled residents. Homelessness issues, special needs, care of the elderly, and youth and neighborhood services have been addressed and provided through partnerships with our nonprofit agencies and various public service and public facility projects.

At the end of each fiscal year, the City must prepare a Consolidated Annual Performance and Evaluation Report (CAPER) to provide information to HUD and our citizens detailing the accomplishments for that year. This report allows HUD, City officials and the public the opportunity to evaluate the City's performance and assess whether the activities undertaken during that fiscal year helped to meet the City's five-year goals. The City of North Little Rock began receiving Community Development Block Grant (CDBG) funds in 1975, and Home Investment Partnership (HOME) funds in 1992. HUD has consistently determined that the City has met its performance objectives and goals, and that the City has the capacity to continue effective administration of its grant programs.

4. Summary of citizen participation process and consultation process

As per the Citizen Participation Process and in preparation of the Five Year Consolidated Plan, City staff held public hearings in several accessible locations in low to moderate income areas in order to receive input from citizens and to inform them of the availability of Community Development Block Grant and HOME Investment Partnership funding and programs. Technical assistance to groups seeking funding was provided upon request at public hearings, at the CDA office, and by phone. A Fair Housing Forum was held to receive citizen input prior to development of the Analysis of Impediments to Fair Housing, and a presentation of the completed report and public hearing was conducted. Citizens were notified of hearings/meetings through local newspaper display advertisements and through postings on the City website. In an efforts to reach more North Little Rock residents, notices were posted on City and neighborhood organization Facebook pages. Nonprofits who serve low and moderate income persons, neighborhood and community leaders, and other interested parties were notified of meetings by direct mailouts. Notices of public hearings/meetings were listed as a communication to City Aldermen on the City Council agenda and read aloud at Council meetings. The notices offered special accommodations at

the public meetings upon request from hearing impaired or non-English speaking residents, and persons with disabilities.

In addition, a survey to establish a community involvement process for prioritizing needs was distributed among nonprofits, neighborhood and community groups, organizations, and residents. The survey was handed out at the public hearings and was posted on the City website and on Facebook. It was also included in the direct mailouts mentioned above.

Notice of a 30 day public comment period on the final draft of the Five Year Consolidated Plan, Annual Action Plan, and Analysis of Impediments to Fair Housing (AI) was published in the newspaper, posted on the City website and on Facebook. Copies of all documents were made available for public review at City Hall and at the Community Development Agency, as well as on the City website. A public hearing held in conjunction with a City Council meeting was announced for adoption of these items for submission to HUD. Approval requires a majority vote of the City Council. The Citizen Participation process is also followed if a substantial amendment to the Consolidated Plan or Action Plan is needed and with a notice of comment period for CAPER actions.

The consultation process included extensive outreach to elected and appointed officials, key City staff, and numerous agencies and organizations as detailed in section PR-10.

5. Summary of public comments

Comments were received regarding issues related to street and drainage improvement needs, schools and the need for after-school activities, needs for facilities for youth and the disabled, needs for provision of meals to low-income seniors, safety/maintenance needs for the elderly in public housing, youth and homebuyer financial literacy needs, fair housing, and neighborhood revitalization.

6. Summary of comments or views not accepted and the reasons for not accepting them

There were no comments that were not accepted.

7. Summary

Although the dollar amounts awarded through the Community Development Block Grant (CDBG) and Home Investments Partnerships (HOME) programs have decreased significantly over the past few years, the City of North Little Rock recognizes and values the opportunities the available funding provides to enhance the quality of life for our low to moderate income residents. The City strives to maintain its history of administering successful and effective programs and continues to encourage broad community involvement in the process.

The Process

PR-05 Lead & Responsible Agencies 24 CFR 91.200(b)

1. Describe agency/entity responsible for preparing the Consolidated Plan and those responsible for administration of each grant program and funding source

The following are the agencies/entities responsible for preparing the Consolidated Plan and those responsible for administration of each grant program and funding source.

Agency Role	Name	Department/Agency
Lead Agency	NORTH LITTLE ROCK	
CDBG Administrator	NORTH LITTLE ROCK	
HOME Administrator	NORTH LITTLE ROCK	

Table 1 – Responsible Agencies

Narrative

The City of North Little Rock’s Community Development Agency (CDA) is the lead agency for administration of the Community Development Block Grant (CDBG) and the Home Investment Partnerships (HOME) grant programs. The CDA is responsible for developing the Five Year Consolidated Plan, Annual Action Plan, and the end of year Consolidated Annual Performance and Evaluation Report (CAPER). The Consolidated Plan and Annual Action Plan are approved by the North Little Rock City Council prior to submission to the Department of Housing and Urban Development (HUD). The Consolidated Plan is prepared with input from key City staff, consultation and coordination of activities with a number of organizations serving the community, and citizen participation.

Consolidated Plan Public Contact Information

Melissa Ervin, Director, City of North Little Rock Community Development Agency, 116 Main Street, **Amendment: address change to 500 West 13th Street**, North Little Rock, AR 72114

501.340.5342 phone 501.340.5345 fax **Amendment: fax number change to 501.371.8348**

mervin@nlr.ar.gov

PR-10 Consultation - 91.100, 91.200(b), 91.215(I)

1. Introduction

The consolidated planning process required the City to reach out to and consult with many other public and private agencies when developing this Plan. As lead agency, the City of North Little Rock Community Development Agency (CDA) coordinated these efforts. Included below is a summary of the consultation process, along with a listing of the agencies that participated.

Provide a concise summary of the jurisdiction's activities to enhance coordination between public and assisted housing providers and private and governmental health, mental health and service agencies (91.215(I)).

The City of North Little Rock's Community Development Agency (CDA) developed this Plan with the input of elected and appointed officials, and staff from many key City departments. Activities included consultation with the North Little Rock Housing Authority and review of its current Five Year Plan. Other affordable housing providers, such as Habitat for Humanity of Pulaski County, and Pulaski County Neighborhood Alliance for Habitat, the City's approved Community Housing Development Organization (CHDO), were consulted. Input was gathered from local organizations providing emergency shelter, transitional housing and permanent housing assistance services to the homeless and those at risk of homelessness. Efforts were also focused on issues of the homeless through coordination with the Continuum of Care process, which provides the City opportunities to maintain relationships and consult with private and public health, mental health, and other service providers which are responsible for youth, veterans, homeless families, and the chronically homeless. Nonprofit organizations and agencies who provide services to benefit low income persons were consulted. The City coordinated these efforts through surveys, public forums, public hearings, interviews, consultations, meetings, and/or data collection. Contact was made through direct email solicitations, direct mailouts, by phone, and in person.

Describe coordination with the Continuum of Care and efforts to address the needs of homeless persons (particularly chronically homeless individuals and families, families with children, veterans, and unaccompanied youth) and persons at risk of homelessness

The Continuum of Care (CoC) in Central Arkansas was organized in the late 1990's and its original focus was assisting organizations in making applications to HUD for funding for programs that serve the homeless. The CoC created the organization known as Central Arkansas Team Care for the Homeless (CATCH). CATCH represents a four county area—Pulaski, Lonoke, Prairie and Saline Counties. Over the years, CATCH has become more established and has broadened its mission to focus on identifying the needs of local homeless populations. CATCH takes a community based approach to meet the diverse needs of the homeless. The Cities of North Little Rock, Little Rock, and Jacksonville are members of CATCH. Through regular meetings, training sessions and contact, the City maintains relationships with homeless shelter and services providers and private and public health, mental health, and service organizations which provide assistance for homeless youth, veterans, individuals, families, families with children, the chronically homeless, and those at risk of homelessness.

Describe consultation with the Continuum(s) of Care that serves the jurisdiction's area in determining how to allocate ESG funds, develop performance standards and evaluate outcomes, and develop funding, policies and procedures for the administration of HMIS

The City of North Little Rock does not receive ESG funding.

2. Describe Agencies, groups, organizations and others who participated in the process and describe the jurisdictions consultations with housing, social service agencies and other entities

Table 2 – Agencies, groups, organizations who participated

1	Agency/Group/Organization	NORTH LITTLE ROCK
	Agency/Group/Organization Type	Services-Employment Service-Fair Housing Other government - Local Planning organization Grantee Department
	What section of the Plan was addressed by Consultation?	Housing Need Assessment Lead-based Paint Strategy Public Housing Needs Homelessness Strategy Non-Homeless Special Needs Economic Development Market Analysis Anti-poverty Strategy
	How was the Agency/Group/Organization consulted and what are the anticipated outcomes of the consultation or areas for improved coordination?	City elected officials and key City staff were consulted through meetings to review the planning process, the summary of citizen comments, the survey responses, and the data analysis to provide better awareness when developing City strategies and goals.
2	Agency/Group/Organization	HOUSING AUTHORITY OF THE CITY OF NORTH LITTLE ROCK
	Agency/Group/Organization Type	Housing PHA Services - Housing
	What section of the Plan was addressed by Consultation?	Housing Need Assessment Public Housing Needs Market Analysis
	How was the Agency/Group/Organization consulted and what are the anticipated outcomes of the consultation or areas for improved coordination?	In person discussion. Review of Housing Authority's Five Year Plan. Participated in City's Consolidated Plan development process by assisting with needs assessment and goal-setting for assistance to low income persons.

3	Agency/Group/Organization	NORTH LITTLE ROCK CHAMBER OF COMMERCE
	Agency/Group/Organization Type	Planning organization Business Leaders Civic Leaders Business and Civic Leaders
	What section of the Plan was addressed by Consultation?	Economic Development Market Analysis
	How was the Agency/Group/Organization consulted and what are the anticipated outcomes of the consultation or areas for improved coordination?	Consultation/discussion regarding economic development strategies and goals.
4	Agency/Group/Organization	NORTH LITTLE ROCK ECONOMIC DEVELOPMENT CORPORATION
	Agency/Group/Organization Type	Business and Civic Leaders
	What section of the Plan was addressed by Consultation?	Economic Development
	How was the Agency/Group/Organization consulted and what are the anticipated outcomes of the consultation or areas for improved coordination?	Consultation and discussion on economic development and workforce issues.
5	Agency/Group/Organization	ARKANSAS AIDS FOUNDATION, INC.
	Agency/Group/Organization Type	Housing Services - Housing Services-Persons with HIV/AIDS Services-Health
	What section of the Plan was addressed by Consultation?	Housing Need Assessment Non-Homeless Special Needs
	How was the Agency/Group/Organization consulted and what are the anticipated outcomes of the consultation or areas for improved coordination?	Consultation by phone. Improved awareness of needs and services offered.
6	Agency/Group/Organization	ARKANSAS COALITION AGAINST DOMESTIC VIOLENCE
	Agency/Group/Organization Type	Services-Victims of Domestic Violence Services - Victims

	What section of the Plan was addressed by Consultation?	Non-Homeless Special Needs
	How was the Agency/Group/Organization consulted and what are the anticipated outcomes of the consultation or areas for improved coordination?	Phone consultation. Improved awareness of needs and services offered and statistics.
7	Agency/Group/Organization	ARKANSAS DEPARTMENT OF HEALTH
	Agency/Group/Organization Type	Services-Children Services-Health Health Agency Child Welfare Agency Publicly Funded Institution/System of Care Other government - State
	What section of the Plan was addressed by Consultation?	Lead-based Paint Strategy
	How was the Agency/Group/Organization consulted and what are the anticipated outcomes of the consultation or areas for improved coordination?	Consultation to obtain information on child welfare, lead-based paint. Improved awareness of services.
8	Agency/Group/Organization	ARKANSAS DEPARTMENT OF HUMAN SERVICES
	Agency/Group/Organization Type	Services-Children Services-Persons with Disabilities Services-Health Health Agency Child Welfare Agency Publicly Funded Institution/System of Care Other government - State
	What section of the Plan was addressed by Consultation?	Housing Need Assessment Homelessness Strategy Non-Homeless Special Needs
	How was the Agency/Group/Organization consulted and what are the anticipated outcomes of the consultation or areas for improved coordination?	Consultation by phone to obtain information on child welfare, foster care, behavioral health issues, state hospital, services offered.
9	Agency/Group/Organization	ARKANSAS DEVELOPMENT FINANCE AUTHORITY
	Agency/Group/Organization Type	Other government - State

	What section of the Plan was addressed by Consultation?	Housing Need Assessment Homelessness Strategy Economic Development Market Analysis Anti-poverty Strategy
	How was the Agency/Group/Organization consulted and what are the anticipated outcomes of the consultation or areas for improved coordination?	In person and phone consultations. Improved awareness for better coordination of available programs and funding.
10	Agency/Group/Organization	ARKANSAS ECONOMIC DEVELOPMENT COMMISSION
	Agency/Group/Organization Type	Other government - State Planning organization
	What section of the Plan was addressed by Consultation?	Economic Development
	How was the Agency/Group/Organization consulted and what are the anticipated outcomes of the consultation or areas for improved coordination?	Meeting of Consolidated Plan Advisory Committee. Improved awareness of state Consolidated Plan and programs.
11	Agency/Group/Organization	ARKANSAS FAIR HOUSING COMMISSION
	Agency/Group/Organization Type	Service-Fair Housing Other government - State
	What section of the Plan was addressed by Consultation?	Housing Need Assessment
	How was the Agency/Group/Organization consulted and what are the anticipated outcomes of the consultation or areas for improved coordination?	In person and phone consultations to discuss fair housing issues.
12	Agency/Group/Organization	ARVETS
	Agency/Group/Organization Type	Services-homeless Services-Health Services-Education Services-Employment
	What section of the Plan was addressed by Consultation?	Homelessness Needs - Veterans Unemployment-Veterans

	How was the Agency/Group/Organization consulted and what are the anticipated outcomes of the consultation or areas for improved coordination?	In person meeting. Improved awareness of needs of veterans.
13	Agency/Group/Organization	CARELINK/CENTRAL AR AREA AGENCY ON AGING
	Agency/Group/Organization Type	Services-Elderly Persons Services-Persons with Disabilities
	What section of the Plan was addressed by Consultation?	Housing Need Assessment Homelessness Strategy Supportive Services
	How was the Agency/Group/Organization consulted and what are the anticipated outcomes of the consultation or areas for improved coordination?	Attended several public hearings. Participated in survey to provide better awareness of community needs. In person meeting and tour of facility. Continued efforts and increased funding needed for supportive services for elderly.
14	Agency/Group/Organization	CENTRAL ARKANSAS DEV COUNCIL
	Agency/Group/Organization Type	Services - Housing Services-Education Regional organization
	What section of the Plan was addressed by Consultation?	Housing Need Assessment Market Analysis Anti-poverty Strategy
	How was the Agency/Group/Organization consulted and what are the anticipated outcomes of the consultation or areas for improved coordination?	Phone consultation. Improved awareness and coordination of services for low income persons.
15	Agency/Group/Organization	CENTRAL ARKANSAS PLANNING AND DEVELOPMENT DISTRICT
	Agency/Group/Organization Type	Services-Education Services-Employment Regional organization Planning organization
	What section of the Plan was addressed by Consultation?	Economic Development

	How was the Agency/Group/Organization consulted and what are the anticipated outcomes of the consultation or areas for improved coordination?	Consultation to discuss workforce training programs. Improved awareness of programs offered.
16	Agency/Group/Organization	CENTRAL ARKANSAS TEAM CARE FOR THE HOMELESS (CATCH)
	Agency/Group/Organization Type	Services-homeless Other government - Local Regional organization
	What section of the Plan was addressed by Consultation?	Homelessness Strategy Homeless Needs - Chronically homeless Homeless Needs - Families with children Homelessness Needs - Veterans Homelessness Needs - Unaccompanied youth
	How was the Agency/Group/Organization consulted and what are the anticipated outcomes of the consultation or areas for improved coordination?	Consultations and meetings as part of CoC. Improved awareness and ability to better coordinate activities and funding opportunities involving low income, at-risk of homelessness, and homeless persons.
17	Agency/Group/Organization	FIRST SECURITY
	Agency/Group/Organization Type	Housing Services - Housing Service-Fair Housing Private Sector Banking / Financing
	What section of the Plan was addressed by Consultation?	Housing Need Assessment Market Analysis
	How was the Agency/Group/Organization consulted and what are the anticipated outcomes of the consultation or areas for improved coordination?	Public meeting. Discussion of mortgages, financial literacy, fair housing.
18	Agency/Group/Organization	GAIN, INC.
	Agency/Group/Organization Type	Housing Services - Housing Services-homeless
	What section of the Plan was addressed by Consultation?	Housing Need Assessment Homelessness Strategy

	How was the Agency/Group/Organization consulted and what are the anticipated outcomes of the consultation or areas for improved coordination?	Phone interview. Continued focus on needs of those at risk of homelessness when discharged from health or mental healthcare facilities.
19	Agency/Group/Organization	HABITAT FOR HUMANITY OF PULASKI COUNTY
	Agency/Group/Organization Type	Housing Services - Housing
	What section of the Plan was addressed by Consultation?	Housing Need Assessment Market Analysis
	How was the Agency/Group/Organization consulted and what are the anticipated outcomes of the consultation or areas for improved coordination?	In person meeting. Improved awareness of housing needs in community.
20	Agency/Group/Organization	LITTLE ROCK COMMUNITY MENTAL HEALTH CENTER
	Agency/Group/Organization Type	Services-Persons with Disabilities Services-Health Health Agency
	What section of the Plan was addressed by Consultation?	Homelessness Strategy Non-Homeless Special Needs Anti-poverty Strategy
	How was the Agency/Group/Organization consulted and what are the anticipated outcomes of the consultation or areas for improved coordination?	Meeting and phone consultation to discuss HMIS data for homeless.
21	Agency/Group/Organization	METROPLAN
	Agency/Group/Organization Type	Regional organization Planning organization
	What section of the Plan was addressed by Consultation?	Housing Need Assessment Market Analysis
	How was the Agency/Group/Organization consulted and what are the anticipated outcomes of the consultation or areas for improved coordination?	Consultation/discussion on demographic and economic data.

22	Agency/Group/Organization	NORTH LITTLE ROCK BOYS & GIRLS CLUB
	Agency/Group/Organization Type	Services-Children Services-Education
	What section of the Plan was addressed by Consultation?	Supportive Services
	How was the Agency/Group/Organization consulted and what are the anticipated outcomes of the consultation or areas for improved coordination?	In person meeting. Participated in survey to provide better awareness of community needs. Continued efforts and increased funding needed for after school and summer out of school services for at-risk youth.
23	Agency/Group/Organization	NLR POLICE ATHLETIC LEAGUE (PAL PROGRAM)
	Agency/Group/Organization Type	Services-Children
	What section of the Plan was addressed by Consultation?	Housing Need Assessment Homelessness Strategy Economic Development Neighborhood Revitalization Strategy
	How was the Agency/Group/Organization consulted and what are the anticipated outcomes of the consultation or areas for improved coordination?	In person meeting. Participated in survey to provide better awareness of community needs. Continued efforts and increased funding needed for at-risk youth services and activities, and for neighborhood revitalization.
24	Agency/Group/Organization	OUR HOUSE, INC.
	Agency/Group/Organization Type	Housing Services - Housing Services-homeless
	What section of the Plan was addressed by Consultation?	Housing Need Assessment Homelessness Strategy Homeless Needs - Chronically homeless Homeless Needs - Families with children Homelessness Needs - Veterans Homelessness Needs - Unaccompanied youth
	How was the Agency/Group/Organization consulted and what are the anticipated outcomes of the consultation or areas for improved coordination?	Campus visit, group meetings and phone consultation on CoC data. Improved awareness of programs and services offered.

25	Agency/Group/Organization	PULASKI COUNTY
	Agency/Group/Organization Type	Housing Services - Housing Other government - County
	What section of the Plan was addressed by Consultation?	Housing Need Assessment
	How was the Agency/Group/Organization consulted and what are the anticipated outcomes of the consultation or areas for improved coordination?	Consultation by phone. Improved awareness of programs offered.
26	Agency/Group/Organization	PULASKI COUNTY NEIGHBORHOOD ALLIANCE FOR HABITAT
	Agency/Group/Organization Type	Housing Services - Housing
	What section of the Plan was addressed by Consultation?	Housing Need Assessment Non-Homeless Special Needs Market Analysis
	How was the Agency/Group/Organization consulted and what are the anticipated outcomes of the consultation or areas for improved coordination?	In person meetings. Improved awareness of local affordable housing needs.
27	Agency/Group/Organization	PULASKI TECHNICAL COLLEGE
	Agency/Group/Organization Type	Services-Education Services-Employment
	What section of the Plan was addressed by Consultation?	Economic Development
	How was the Agency/Group/Organization consulted and what are the anticipated outcomes of the consultation or areas for improved coordination?	Consultation by phone to obtain information about educational and workforce training programs.
28	Agency/Group/Organization	RECOVERY CENTERS OF ARKANSAS
	Agency/Group/Organization Type	Services - Housing Services-Persons with Disabilities Services-Substance Abuse
	What section of the Plan was addressed by Consultation?	Non-Homeless Special Needs Fair Housing

	How was the Agency/Group/Organization consulted and what are the anticipated outcomes of the consultation or areas for improved coordination?	In person meeting and phone consultations. Discussion of needs and statistics on substance abuse.
29	Agency/Group/Organization	RIVER CITY MINISTRY OF PULASKI COUNTY
	Agency/Group/Organization Type	Services-homeless
	What section of the Plan was addressed by Consultation?	Homelessness Strategy Neighborhood Revitalization Strategy
	How was the Agency/Group/Organization consulted and what are the anticipated outcomes of the consultation or areas for improved coordination?	In person meetings and participated in survey to provide better awareness of community needs. Continued efforts and increased funding needed for homeless services and neighborhood revitalization activities.
30	Agency/Group/Organization	THE SALVATION ARMY
	Agency/Group/Organization Type	Services-Children Services-homeless Services-Education
	What section of the Plan was addressed by Consultation?	Homelessness Strategy
	How was the Agency/Group/Organization consulted and what are the anticipated outcomes of the consultation or areas for improved coordination?	Group meetings and consultation by phone. Improved awareness of programs offered. Need continued efforts and increased funding to maintain services.
31	Agency/Group/Organization	U. S. DEPARTMENT OF HOUSING AND URBAN DEVELOPMENT
	Agency/Group/Organization Type	Housing Other government - Federal
	What section of the Plan was addressed by Consultation?	Neighborhood Revitalization Strategy
	How was the Agency/Group/Organization consulted and what are the anticipated outcomes of the consultation or areas for improved coordination?	Phone consultation. Discussion of Neighborhood Stabilization strategies.
32	Agency/Group/Organization	UNIVERSITY OF ARKANSAS LITTLE ROCK
	Agency/Group/Organization Type	Services-Education

	What section of the Plan was addressed by Consultation?	Housing Need Assessment Market Analysis
	How was the Agency/Group/Organization consulted and what are the anticipated outcomes of the consultation or areas for improved coordination?	Meeting / discussion of community needs.
33	Agency/Group/Organization	VETERANS VILLAGES OF AMERICA, INC.
	Agency/Group/Organization Type	Housing Services-homeless
	What section of the Plan was addressed by Consultation?	Homelessness Needs - Veterans
	How was the Agency/Group/Organization consulted and what are the anticipated outcomes of the consultation or areas for improved coordination?	In person and phone consultation to discuss veterans' issues. Improved awareness of services offered and needs.
34	Agency/Group/Organization	WOMEN AND CHILDREN FIRST
	Agency/Group/Organization Type	Services - Housing Services-Victims of Domestic Violence Services-homeless Services - Victims Services-Housing and Services-Victims
	What section of the Plan was addressed by Consultation?	Housing Need Assessment Homelessness Strategy Non-Homeless Special Needs
	How was the Agency/Group/Organization consulted and what are the anticipated outcomes of the consultation or areas for improved coordination?	Group meetings and phone consultation. Improved awareness of needs, programs offered, statistics.

Identify any Agency Types not consulted and provide rationale for not consulting

All agency types were consulted.

Other local/regional/state/federal planning efforts considered when preparing the Plan

Name of Plan	Lead Organization	How do the goals of your Strategic Plan overlap with the goals of each plan?
Continuum of Care	Little Rock/Central Arkansas CoC	The Five Year Consolidated Plan incorporates goals to address needs identified by the CoC where appropriate.

Table 3 – Other local / regional / federal planning efforts

Describe cooperation and coordination with other public entities, including the State and any adjacent units of general local government, in the implementation of the Consolidated Plan (91.215(I))

The City of North Little Rock consulted with the North Little Rock Housing Authority during the preparation of this Consolidated Plan. North Little Rock maintains strong communication and coordination with other local cities participating in the Continuum of Care process. The City is an active member of the Arkansas Community Development Association (ACDA), which provides opportunities for collaboration and knowledge sharing among other HUD entitlement cities and state agencies receiving CDBG and/or HOME funding. The City coordinates efforts with the state of Arkansas through consultation with the Arkansas Development Finance Authority (ADFA) and City staff attendance at the Arkansas Economic Development Commission (AEDC) Five Year Consolidated Plan Public Hearings and Consolidated Plan Advisory Committee meetings.

Narrative (optional):

Leaders and members of several neighborhood organizations also participated in the development process of this Consolidated Plan. The City acknowledges their efforts and appreciates their involvement. The City also values the efforts, input, and guidance of the nonprofit agencies and other organizations who participated in the preparation of this Plan.

PR-15 Citizen Participation

1. Summary of citizen participation process/Efforts made to broaden citizen participation Summarize citizen participation process and how it impacted goal-setting

Throughout the development of this Consolidated Plan, citizen input was encouraged. To broaden public participation, City staff held public hearings on July 28, 29, and 30, 2015 at different accessible locations in low/moderate income areas of the community to identify needs and solicit comments from citizens, and to inform them of the availability of Community Development Block Grant and HOME Investment Partnership funding and programs. The notice included nonprofit application instructions and details for FY2016 CDBG funds. Technical assistance to groups seeking funding was provided upon request at public hearings, at the CDA office, and by phone. The location of the first hearing was the Boys and Girls Club in Ward I, the second at the Rose City Police Substation in Ward II, and the third at the North Heights Community Center in Ward III. Citizens were notified of meetings through a local newspaper display ad published in the NLR Times on July 23, 2015. Nonprofits who serve low and moderate income persons, neighborhood and community leaders, and other interested parties were notified by a direct mailout sent on July 22. The notice was listed as a communication to City Aldermen on the agenda and read aloud at the July 27th Council meeting. In addition, a survey to establish a community involvement process for prioritizing needs was made available to community and neighborhood groups, organizations, and residents. The survey was distributed at the July public hearings and posted on the City website. It was also included in the July mailout mentioned above. A Fair Housing Forum was held at City Hall on August 27, 2015. Notification to the public was made with a newspaper ad published on August 20 and a mailout (as described above) sent on August 19, along with a communication placed on the August 24 Council agenda. A newspaper ad was published on February 25, 2016 to announce a 30 day public comment period to conclude on March 28, 2016, on the final draft of the Five Year Consolidated Plan, 2016 Action Plan, and Analysis of Impediments to Fair Housing report, and a public hearing on March 29, 2016 at City Hall, to present the final draft of the Analysis of Impediments report. A mailout of the notice was sent on February 24. On April 7, 2016, notice was published of a public hearing to be held on April 11, 2016 at City Hall for approval by City Council of the Five Year Consolidated Plan, 2016 Action Plan, and Analysis of Impediments to Fair Housing. A mailout of the notice was sent on April 6. All notices of public hearings were posted on the City website. In an effort to reach more NLR residents, particularly minorities, public housing residents, and persons living in low and moderate income areas, the public meeting notices and the survey were posted on the City's Neighborhood Services Department Facebook page, as well as individual neighborhood organization Facebook pages. The notices offered special accommodations upon request by hearing impaired, non-English speaking residents, and persons with disabilities. Copies of all documents were made available for review on the City website, at the Community Development Agency and at City Hall in North Little Rock. Public comments and survey results were reviewed and considered, and various local agencies, organizations, and nonprofits (as detailed in section PR-10) were consulted by City staff as part of the process of identifying priority needs and developing the strategies in this Consolidated Plan.

Citizen Participation Outreach

Sort Order	Mode of Outreach	Target of Outreach	Summary of response/attendance	Summary of comments received	Summary of comments not accepted and reasons	URL (if applicable)
1	Public Hearing	Minorities Non-English Speaking - Specify other language: Spanish Persons with disabilities Non-targeted/broad community Residents of Public and Assisted Housing	Six public hearings were held on six different dates and at four different locations. Notices of hearings were placed in the newspaper, posted on the City website, posted on Facebook, sent out by direct mail, and communicated at City Council meetings. Four persons attended the first public hearing. Twelve persons attended second public hearing. Three people attended third hearing. Eight people attended the fourth public meeting. Two people attended the fifth	Comments were received regarding issues related to street and drainage improvement needs, schools and the need for after-school activities, needs for facilities for youth and the disabled, needs for provision of meals to low-income seniors, safety/maintenance needs for the elderly in public housing, youth and homebuyer financial literacy needs, fair housing, and neighborhood revitalization.	There were no comments that were not accepted.	

			meeting. The sixth public hearing was held in conjunction with a City Council meeting. A survey asking respondents to rank priority needs in their neighborhood was distributed at the first three public hearings. A total of 66 surveys were returned.			
2	Survey	<p>Minorities</p> <p>Non-English Speaking - Specify other language: Spanish</p> <p>Persons with disabilities</p> <p>Non-targeted/broad community</p> <p>Residents of Public and Assisted Housing</p>	A survey was made available to residents, neighborhood groups, non-profits and other organizations and interested parties by distribution at public hearings, by postings on City website, City Facebook pages, and neighborhood organization Facebook pages, and by direct mail-out. A total of 66 surveys were returned.	Respondents were asked to rank priority needs in their neighborhoods. Comments were not included in the survey. City staff reviewed survey results to identify needs and goals in the Plan.	There were no comments included in the survey.	

3	Newspaper Ad	<p>Minorities</p> <p>Non-English Speaking - Specify other language: Spanish</p> <p>Persons with disabilities</p> <p>Non-targeted/broad community</p> <p>Residents of Public and Assisted Housing</p>	<p>Newspaper ads were published to provide notice of funding availability and notice of six public hearings. Four persons attended the first public hearing. Twelve persons attended the second public hearing. Three people attended the third public hearing. Eight people attended the fourth public meeting. Two persons attended the fifth meeting. The six public hearing was held in conjunction with a City Council meeting.</p>	Refer to this section under #1 Public Hearing, above.	Refer to this section under #1 Public Hearing, above.	
4	Internet Outreach	<p>Minorities</p> <p>Non-English Speaking - Specify other language: Spanish</p> <p>Persons with</p>	<p>City website postings and Facebook postings were made to provide notice of five public hearing dates and notice of funding availability. Four persons</p>	Refer to this section under #1 Public Hearing, and #2 Survey, above.	Refer to this section under #1 Public Hearing, and #2 Survey, above.	

		<p>disabilities</p> <p>Non-targeted/broad community</p> <p>Residents of Public and Assisted Housing</p>	<p>attended the first public hearing. Twelve persons attended second public hearing. Three people attended third public hearing. Eight persons attended the fourth public meeting. Two people attended the fifth meeting. The sixth meeting was held in conjunction with a City Council meeting. A survey asking respondents to rank priority needs in their neighborhood was posted on the City website and on Facebook. A total of 66 surveys were returned.</p>			
--	--	---	--	--	--	--

Table 4 – Citizen Participation Outreach

Needs Assessment

NA-05 Overview

Needs Assessment Overview

The Needs Assessment portion of the Consolidated Plan was prepared in conjunction with input obtained through the consultation and citizen participation processes to identify community needs as they relate to affordable housing, special needs housing, community development, and homelessness. Information provided by HUD, including U. S. Census Bureau, American Community Survey (ACS), and Comprehensive Housing Affordability (CHAS) data, was analyzed in order to prioritize needs and develop the basis for the Strategic Plan.

The Housing Needs Assessment summarizes projected housing needs for the five year period covered by the Plan. The needs are reviewed by categories including income, tenure, and household type, and by housing problems including substandard conditions, overcrowding, and cost burden.

The Disproportionately Greater Needs sections assess housing problems, severe housing problems, and housing cost burdens and analyze the relative level of each need for race and ethnic categories. A disproportionately greater need exists when a racial or ethnic group at a particular income level experiences a housing problem at a greater rate (10% or more) than the income level as a whole.

The Public Housing section's information on number and types of units and resident characteristics was compiled with assistance from the North Little Rock Housing Authority, and provides a summary of the needs of public housing residents.

The Homeless Needs Assessment reviews the nature and extent of unsheltered and sheltered homelessness, and the characteristics and needs of low income persons within the community who are currently housed but at risk of homelessness. Data on homelessness was obtained from the Homeless Management Information System (HMIS) and Point in Time (PIT) count conducted by the Little Rock/Central Arkansas Continuum of Care (CoC), of which the City of North Little Rock is a member.

The Non-Homeless Special Needs Assessment reviews available data on persons who are not homeless, but who require supportive housing, including the elderly (over 62), frail elderly (over 75), persons with disabilities, persons with addictions, and persons with HIV/AIDS.

The Non-Housing Community Development Needs section summarizes priority needs for public facilities, public improvements, and public services.

NA-10 Housing Needs Assessment - 24 CFR 91.205 (a,b,c)

Summary of Housing Needs

The Needs Assessment projects needs over the five year period, described by categories such as income level, household type, and tenure.

HUD categorizes low to moderate income (LMI) as a % of total household income compared to Area Median Income (AMI).

- Extremely Low=0-30% AMI
- Low=30-50% AMI
- Moderate=50-80% AMI
- Middle=80-120% AMI

HUD classifies family types as:

- Small Related - households with 2-4 related members
- Large Related - households with 5 or more related members
- Elderly - households with head, spouse or sole member at least 62 years of age
- Other - all other households

HUD categorizes tenure as:

- owner occupied
- renter occupied

Needs are described by the following housing problems, listed from most severe to least severe:

- substandard housing lacking complete plumbing or kitchen facilities
- severe overcrowding (>1.51 persons per room)
- overcrowding (1.01 - 1.50 persons per room)
- severe cost burden (>50% of income)
- cost burden (>30% of income)
- zero/negative income (due to self-employment or interest, dividends, or net rental income/cannot actually have cost burden, but still requires housing assistance and is counted separately)

If a household had more than one of the above problems, it was included in the count of the more severe problem. For example, if a household lacked complete plumbing facilities *and* was cost burdened, it was counted in the substandard housing category. Cost burden is defined as the fraction of a household's total income spent on housing costs. Owner costs include mortgage, insurance, taxes, and utilities. Renter costs include rent and utilities.

Data provided indicates out of North Little Rock's total 25,910 households, 16% were extremely low income, 15% low income, and 19% moderate income. One person households made up 34%, small family households, 41%, and large family households, 6%. Owner occupied units accounted for 52%, with renter occupied at 48%. Almost 36% of total households were affected by one or more of the above problems, and 16% experienced one or more severe problems. Severe cost burden accounted for 15% of reported problems, with cost burden at 16%, and combined remaining categories of substandard facilities, severe overcrowding, overcrowding and zero/negative income making up 5%.

Severe cost burden was experienced by 3,204 LMI renter households, with 2,194 in the extremely low income category. Cost burden affected 6,019 renter households with 2,644 of those being extremely low income. Renter households in the other and small related family types were the hardest hit. Data shows 869 owner households experienced severe cost burden, particularly among the extremely low income, other family type and the low income, small related and elderly family types. As for cost burden, 2,119 owner households reported this problem with the majority of those in the low and moderate income, small related and elderly categories.

Crowding was not widespread, but was experienced by 485 mostly extremely low income renters, and was most prevalent in single family households. Ninety owner households were crowded, with single family and multiple, unrelated family households in the low income brackets most affected.

Demographics	Base Year: 2000	Most Recent Year: 2012	% Change
Population	60,433	62,817	4%
Households	25,542	25,910	1%
Median Income	\$35,578.00	\$39,558.00	11%

Table 5 - Housing Needs Assessment Demographics

Alternate Data Source Name:

2008-2012 ACS

Data Source Comments:

2000 Census (Base Year), 2008-2012 ACS from CPD Maps Target Report

Number of Households Table

	0-30% HAMFI	>30-50% HAMFI	>50-80% HAMFI	>80-100% HAMFI	>100% HAMFI
Total Households *	4,125	3,875	4,860	2,465	10,585
Small Family Households *	1,615	1,365	1,625	835	5,230
Large Family Households *	350	200	475	65	485
Household contains at least one person 62-74 years of age	354	460	640	320	2,030
Household contains at least one person age 75 or older	260	820	615	275	950
Households with one or more children 6 years old or younger *	925	500	1,089	335	485
* the highest income category for these family types is >80% HAMFI					

Table 6 - Total Households Table

Data 2008-2012 CHAS
Source:

Housing Needs Summary Tables

1. Housing Problems (Households with one of the listed needs)

	Renter					Owner				
	0-30% AMI	>30-50% AMI	>50-80% AMI	>80-100% AMI	Total	0-30% AMI	>30-50% AMI	>50-80% AMI	>80-100% AMI	Total
NUMBER OF HOUSEHOLDS										
Substandard Housing - Lacking complete plumbing or kitchen facilities	40	60	0	0	100	0	4	0	0	4
Severely Overcrowded - With >1.51 people per room (and complete kitchen and plumbing)	50	55	0	0	105	0	0	0	15	15
Overcrowded - With 1.01-1.5 people per room (and none of the above problems)	145	60	120	50	375	15	60	0	0	75
Housing cost burden greater than 50% of income (and none of the above problems)	2,045	800	120	40	3,005	330	360	180	0	870

	Renter					Owner				
	0-30% AMI	>30-50% AMI	>50-80% AMI	>80-100% AMI	Total	0-30% AMI	>30-50% AMI	>50-80% AMI	>80-100% AMI	Total
Housing cost burden greater than 30% of income (and none of the above problems)	425	940	1,325	150	2,840	155	455	560	200	1,370
Zero/negative Income (and none of the above problems)	355	0	0	0	355	105	0	0	0	105

Table 7 – Housing Problems Table

Data 2008-2012 CHAS
Source:

2. Housing Problems 2 (Households with one or more Severe Housing Problems: Lacks kitchen or complete plumbing, severe overcrowding, severe cost burden)

	Renter					Owner				
	0-30% AMI	>30-50% AMI	>50-80% AMI	>80-100% AMI	Total	0-30% AMI	>30-50% AMI	>50-80% AMI	>80-100% AMI	Total
NUMBER OF HOUSEHOLDS										
Having 1 or more of four housing problems	2,285	975	240	95	3,595	350	430	180	15	975
Having none of four housing problems	795	1,480	2,590	1,015	5,880	240	990	1,855	1,340	4,425
Household has negative income, but none of the other housing problems	355	0	0	0	355	105	0	0	0	105

Table 8 – Housing Problems 2

Data 2008-2012 CHAS
Source:

3. Cost Burden > 30%

	Renter				Owner			
	0-30% AMI	>30-50% AMI	>50-80% AMI	Total	0-30% AMI	>30-50% AMI	>50-80% AMI	Total
NUMBER OF HOUSEHOLDS								
Small Related	1,110	685	450	2,245	165	330	325	820
Large Related	215	120	190	525	50	65	70	185
Elderly	169	245	145	559	145	380	154	679
Other	1,150	815	725	2,690	145	100	190	435
Total need by income	2,644	1,865	1,510	6,019	505	875	739	2,119

Table 9 – Cost Burden > 30%

Data 2008-2012 CHAS
Source:

4. Cost Burden > 50%

	Renter				Owner			
	0-30% AMI	>30-50% AMI	>50-80% AMI	Total	0-30% AMI	>30-50% AMI	>50-80% AMI	Total
NUMBER OF HOUSEHOLDS								
Small Related	995	260	40	1,295	75	140	115	330
Large Related	170	45	0	215	25	10	0	35
Elderly	109	130	50	289	85	130	4	219
Other	920	455	30	1,405	145	80	60	285
Total need by income	2,194	890	120	3,204	330	360	179	869

Table 10 – Cost Burden > 50%

Data 2008-2012 CHAS
Source:

5. Crowding (More than one person per room)

	Renter					Owner				
	0-30% AMI	>30-50% AMI	>50-80% AMI	>80-100% AMI	Total	0-30% AMI	>30-50% AMI	>50-80% AMI	>80-100% AMI	Total
NUMBER OF HOUSEHOLDS										
Single family households	180	95	100	10	385	15	20	0	15	50
Multiple, unrelated family households	15	10	20	0	45	0	40	0	0	40
Other, non-family households	0	15	0	40	55	0	0	0	0	0
Total need by income	195	120	120	50	485	15	60	0	15	90

Table 11 – Crowding Information – 1/2

Data Source: 2008-2012 CHAS

	Renter				Owner			
	0-30% AMI	>30-50% AMI	>50-80% AMI	Total	0-30% AMI	>30-50% AMI	>50-80% AMI	Total
Households with Children Present	835	380	764	1,979	90	120	325	535

Table 12 – Crowding Information – 2/2

Data Source: 2008-2012 CHAS FROM CPD MAPS TARGET REPORT

Describe the number and type of single person households in need of housing assistance.

Data from 2008-2012 ACS indicates:

- 8,816 total single person households, or 34% of total households in North Little Rock
- 2,302 or 26% of single person households were occupied by a person 65 years and over
- \$24,243 median income for single person households
- single person households were reported as 59% renter occupied and 41% owner occupied

According to the Comprehensive Housing Affordability Strategy (CHAS) category of Other in tables #9 and #10 above, which would include the single person household category, 2,690 renter occupied households and 435 owner occupied households experienced a housing cost burden greater than 30% of income. In addition, 1,405 renter occupied and 285 owner occupied single person households experienced a housing cost burden greater than 50% of income.

Estimate the number and type of families in need of housing assistance who are disabled or victims of domestic violence, dating violence, sexual assault and stalking.

Five year estimates from the 2008-2012 American Community Survey indicate roughly 15% of the total population or around 9,500 persons in North Little Rock have a disability. Of the population under age 18, 6.3% are reported to have a disability. In the age category of 18-64 years, 13.3% have a disability, with 8.5% reporting an ambulatory difficulty, 4.9% reporting a cognitive difficulty, and 4.8% with an independent living difficulty. For the population 65 years and over, 44.5% report having a disability, with 31.5% reporting an ambulatory difficulty, 20.1% with an independent living difficulty, 14.5% with a cognitive difficulty, and 10.3% with a self-care disability.

According to state statistics provided by the Arkansas Coalition Against Domestic Violence, in 2014:

- 2,120 women entered domestic violence shelters
- 1,556 children entered shelters
- 9,500 crisis calls were placed
- 17,978 information calls were received

What are the most common housing problems?

Housing cost burden greater than 50% of income and housing cost burden greater than 30% of income are the most common housing problems. According to the 2008-2012 CHAS data provided in Table 7, 31% of households in North Little Rock experience severe cost burden or cost burden.

Are any populations/household types more affected than others by these problems?

Cost burden (greater than 30%) affected almost 48% of renter households, with those classified as extremely low and low income hardest hit. Of those, slightly over half experienced severe cost burden (greater than 50%). With owner households, 17% experienced a degree of cost burden, particularly among the low and moderate income groups, and of those 39% experienced severe cost burden with the majority of those falling in the extremely low and low income categories.

Severe cost burden and cost burden is more prevalent among the "other" category of family type, which includes single person households, and the small related family type in renter-occupied households. With owner-occupied households, severe cost burden and cost burden are more common among small related, other and elderly family types.

Describe the characteristics and needs of Low-income individuals and families with children (especially extremely low-income) who are currently housed but are at imminent risk of either residing in shelters or becoming unsheltered 91.205(c)/91.305(c)). Also discuss the needs of formerly homeless families and individuals who are receiving rapid re-housing assistance and are nearing the termination of that assistance

Extremely low and low income individuals and families with children who are currently housed are often living from one check to the next with no savings or safety net to fall back on should an unexpected event or emergency occur. These households include all types, single person, small family, large family, and elderly. Characteristics include lack of education, lack of transportation, lack of adequate daycare, inadequate health insurance, drug or alcohol abuse or serious illness. These persons are at risk of losing their homes through foreclosure or eviction, and unless they have extended family or other support, they are at risk of needing to reside in a shelter or becoming unsheltered. Their needs include debt and financial counseling, job skills training, adequate daycare, reliable transportation, rent and mortgage assistance, utility payment assistance, and home repair for those who own their homes. Formerly homeless families and individuals nearing termination of their rapid re-housing assistance need the services listed above as well, to lessen their chance of returning to homelessness. Transitional units, permanent supportive housing, and other permanent housing units are needed as well as social skills and job skills training, life skills counseling, daycare, and employment services.

Available data obtained through the Continuum of Care (CoC) 2015 Point in Time Count indicated 61 sheltered and 5 unsheltered households with adults and children. There were two sheltered households with only children. An estimated 402 persons in households with adults and children experience homelessness each year and an estimated 188 exit homelessness each year. Note, all estimates on homelessness are based on the (CoC) area, and are not specific to the North Little Rock area. See next section for description of methodology used to generate these estimates.

If a jurisdiction provides estimates of the at-risk population(s), it should also include a description of the operational definition of the at-risk group and the methodology used to generate the estimates:

The Continuum of Care's Homeless Management Information System (HMIS) and Point in Time (PIT) Count specify categories of at-risk populations. These categories include homeless households with adult(s) and child(ren), households with only children, households with only adults, chronically homeless individuals (has disability and has either been homeless for a year or more or experienced at least four episodes of homelessness within the last three years, with each break in homelessness including at least 7 consecutive nights of not living in a safe haven emergency shelter, or place not meant for human habitation), chronically homeless families, veterans, unaccompanied child (under age 18 and not part of a family household), and persons with HIV.

Estimates are limited to data available in HMIS. Again, data is not specific to North Little Rock, but relates to the CoC Little Rock/Central Arkansas coverage area, of which North Little Rock is a part. Not all service providers in the area participate in HMIS data collection, so estimates given in the section above for the number of persons experiencing homelessness each year and the number exiting homelessness each year are based on reasonable extrapolations of available data to include those programs not currently in HMIS. These estimates were also based on sheltered homeless data, which is the bulk of the homeless in the area.

Specify particular housing characteristics that have been linked with instability and an increased risk of homelessness

Housing cost burden (>30%), severe cost burden (>50%), and substandard housing conditions lead to instability and an increased risk of homelessness. As stated above, when a person is in the extremely low or low income brackets and has to pay 30-50% or more of their income towards housing costs, it is difficult to save money or build up a "safety net", and an unexpected event such as loss of employment or experiencing a sudden or serious illness can cause both homeowners and renters to lose their homes. Homeowners who are unable to afford upkeep and maintenance face being forced from their home when they are financially unable to repair a breakdown of a major component of the home, such as the sewer, plumbing, or electrical system.

Discussion

Cost burden and severe cost burden continue to create difficult conditions for low income residents, making it harder for them to sustain decent affordable housing. Continued funding for public housing and housing vouchers is needed to provide assistance to cost-burdened renters, and continued CDBG and HOME program rehabilitation activities are needed to assist cost burdened homeowners. **Amendment: FY2016 CDBG funding was used to address these rehabilitation needs. The City saw a decline in demand for the CDBG rehabilitation program and that, as well as rising labor and material costs, rising administrative costs, and budgetary constraints resulted in the discontinuation of the program. The City also reached the end of the HOME major rehabilitation program waiting list and the program ended. Funds earmarked for HOME rehabilitation will be reallocated to the HOME CHDO program to continue assisting low income residents and homebuyers through the development of new affordable housing.**

NA-15 Disproportionately Greater Need: Housing Problems – 91.205 (b)(2)

Assess the need of any racial or ethnic group that has disproportionately greater need in comparison to the needs of that category of need as a whole.

Introduction

A disproportionately greater need exists when the members of a racial or ethnic group at a given income level experience housing problems at a greater rate (10% or more) than the income level as a whole. For example, if 50% of Hispanic households earning 0-30% of Area Median Income within a jurisdiction have a housing problem, but only 40% of all the households earning 0-30% of Area Median Income within that jurisdiction have a housing problem, then Hispanic households in that income category have a disproportionately greater need.

Tables shown below are used to determine racial or ethnic groups within a particular income level that have a disproportionately greater need with housing problems in comparison to the needs of that income category in the jurisdiction as a whole.

0%-30% of Area Median Income

Housing Problems	Has one or more of four housing problems	Has none of the four housing problems	Household has no/negative income, but none of the other housing problems
Jurisdiction as a whole	2,845	535	510
White	895	190	40
Black / African American	1,700	345	365
Asian	30	0	105
American Indian, Alaska Native	4	0	0
Pacific Islander	0	0	0
Hispanic	125	0	0

Table 13 - Disproportionally Greater Need 0 - 30% AMI

Data 2008-2012 CHAS

Source:

*The four housing problems are:

1. Lacks complete kitchen facilities,
2. Lacks complete plumbing facilities,
3. More than one person per room,
4. Cost Burden greater than 30%

30%-50% of Area Median Income

Housing Problems	Has one or more of four housing problems	Has none of the four housing problems	Household has no/negative income, but none of the other housing problems
Jurisdiction as a whole	2,765	1,195	0
White	1,040	795	0
Black / African American	1,570	385	0
Asian	15	0	0
American Indian, Alaska Native	10	0	0
Pacific Islander	0	0	0
Hispanic	90	0	0

Table 14 - Disproportionally Greater Need 30 - 50% AMI

Data 2008-2012 CHAS
Source:

*The four housing problems are:

1. Lacks complete kitchen facilities,
2. Lacks complete plumbing facilities,
3. More than one person per room,
4. Cost Burden greater than 30%

50%-80% of Area Median Income

Housing Problems	Has one or more of four housing problems	Has none of the four housing problems	Household has no/negative income, but none of the other housing problems
Jurisdiction as a whole	2,375	2,090	0
White	1,070	1,175	0
Black / African American	1,115	755	0
Asian	0	10	0
American Indian, Alaska Native	0	0	0
Pacific Islander	0	0	0
Hispanic	190	100	0

Table 15 - Disproportionally Greater Need 50 - 80% AMI

Data 2008-2012 CHAS
Source:

*The four housing problems are:

1. Lacks complete kitchen facilities,
2. Lacks complete plumbing facilities,
3. More than one person per room,
4. Cost Burden greater than 30%

80%-100% of Area Median Income

Housing Problems	Has one or more of four housing problems	Has none of the four housing problems	Household has no/negative income, but none of the other housing problems
Jurisdiction as a whole	465	2,175	0
White	280	1,455	0
Black / African American	125	585	0
Asian	0	25	0
American Indian, Alaska Native	20	0	0
Pacific Islander	0	0	0
Hispanic	40	75	0

Table 16 - Disproportionally Greater Need 80 - 100% AMI

Data 2008-2012 CHAS
Source:

*The four housing problems are:

1. Lacks complete kitchen facilities, 2. Lacks complete plumbing facilities, 3. More than one person per room, 4. Cost Burden greater than 30%

Discussion

Data from ACS 2008-2012 reported number of total households in North Little Rock at 25,910.

There were 3,890 total households reported to be in the 0-30% median income group. Of those, 2,845 or 73% reported having one or more of the four housing problems outlined above. Only one race category, White, showed a higher percentage (80%) of households reporting housing problems, but since the difference between those two percentages is less than 10%, it is not considered disproportionate. The American Indian/Alaska Native category and the Hispanic category each reflected 100% of households with one or more problems, indicating a disproportionately greater need in both groups. However, it is important to note that the total number of American Indian/Alaska Native households in this income group was relatively small at 4, with all 4 reporting housing problems. Likewise, the total number of Hispanic households reported was relatively small at 125, but all of the 125 reported housing problems.

A total 3,960 households were reported in the 30-50% median income group, with 2,765 or 70% of those having one or more of the four housing problems. Black/African Americans showed 80% of households with one or more problems, indicating a disproportionately greater need. Asian, American Indian/Alaska Native, and Hispanic categories each reflected 100% of households in their respective category with one or more problems, indicating each of these groups also had a disproportionately greater need. However, it is again important to note that the total number of Asian households in this income group was relatively small at 15, with all 15 reporting housing problems. The total number of American Indian/Alaska Native persons in this income group was 10 and all 10 reported housing problems. The total number of Hispanic persons in this income group was 90, but all 90 had housing problems.

A total 4,465 households were reported in the 50-80% median income group, with 2,375 or 53% of those households having one or more of the four housing problems. Out of the population of 290 Hispanic households, 190 or 65% reported housing problems, reflecting a disproportionately greater need in this income group for this ethnicity. Again, note that due to the small population, the need was not widespread.

In the 80-100% median income group, a total 2,640 households were reported with 465 or 18% of those having one or more of the four housing problems. All of the 20 American Indian/Alaska Native households reported have housing problems. Out of the 115 Hispanic persons reported, 40 or 35% had housing problems. Both of these racial or ethnic categories reflected disproportionately greater need in this income group, although it should be noted that due to their relatively small total population counts in the income bracket, the needs were not widespread.

NA-20 Disproportionately Greater Need: Severe Housing Problems – 91.205 (b)(2)

Assess the need of any racial or ethnic group that has disproportionately greater need in comparison to the needs of that category of need as a whole.

Introduction

A disproportionately greater need exists when the members of a racial or ethnic group at a given income level experience severe housing problems at a greater rate (10% or more) than the income level as a whole. For example, if 50% of Hispanic households earning 0-30% of Area Median Income within a jurisdiction have a severe housing problem, but only 40% of all the households earning 0-30% of Area Median Income within that jurisdiction have a severe housing problem, then Hispanic households in that income category have a disproportionately greater need.

Tables shown below are used to determine racial or ethnic groups in a particular income level that have a disproportionately greater need with severe housing problems in comparison to the jurisdiction as a whole in that income bracket.

0%-30% of Area Median Income

Severe Housing Problems*	Has one or more of four housing problems	Has none of the four housing problems	Household has no/negative income, but none of the other housing problems
Jurisdiction as a whole	2,525	855	510
White	830	250	40
Black / African American	1,440	600	365
Asian	30	0	105
American Indian, Alaska Native	4	0	0
Pacific Islander	0	0	0
Hispanic	120	4	0

Table 17 – Severe Housing Problems 0 - 30% AMI

Data 2008-2012 CHAS
Source:

*The four severe housing problems are:

1. Lacks complete kitchen facilities,
2. Lacks complete plumbing facilities,
3. More than 1.5 persons per room,
4. Cost Burden over 50%

30%-50% of Area Median Income

Severe Housing Problems*	Has one or more of four housing problems	Has none of the four housing problems	Household has no/negative income, but none of the other housing problems
Jurisdiction as a whole	1,500	2,460	0
White	625	1,210	0
Black / African American	830	1,125	0
Asian	0	15	0
American Indian, Alaska Native	0	10	0
Pacific Islander	0	0	0
Hispanic	35	50	0

Table 18 – Severe Housing Problems 30 - 50% AMI

Data 2008-2012 CHAS
Source:

*The four severe housing problems are:

1. Lacks complete kitchen facilities, 2. Lacks complete plumbing facilities, 3. More than 1.5 persons per room, 4. Cost Burden over 50%

50%-80% of Area Median Income

Severe Housing Problems*	Has one or more of four housing problems	Has none of the four housing problems	Household has no/negative income, but none of the other housing problems
Jurisdiction as a whole	605	3,860	0
White	240	2,005	0
Black / African American	295	1,575	0
Asian	0	10	0
American Indian, Alaska Native	0	0	0
Pacific Islander	0	0	0
Hispanic	75	215	0

Table 19 – Severe Housing Problems 50 - 80% AMI

Data 2008-2012 CHAS
Source:

*The four severe housing problems are:

1. Lacks complete kitchen facilities, 2. Lacks complete plumbing facilities, 3. More than 1.5 persons per room, 4. Cost Burden over 50%

80%-100% of Area Median Income

Severe Housing Problems*	Has one or more of four housing problems	Has none of the four housing problems	Household has no/negative income, but none of the other housing problems
Jurisdiction as a whole	115	2,525	0
White	55	1,680	0
Black / African American	20	690	0
Asian	0	25	0
American Indian, Alaska Native	0	20	0
Pacific Islander	0	0	0
Hispanic	40	75	0

Table 20 – Severe Housing Problems 80 - 100% AMI

Data 2008-2012 CHAS
Source:

*The four severe housing problems are:

1. Lacks complete kitchen facilities, 2. Lacks complete plumbing facilities, 3. More than 1.5 persons per room, 4. Cost Burden over 50%

Discussion

Data from ACS 2008-2012 reported number of total households in North Little Rock at 25,910.

In the 0-30% median income group, a total 3,890 households were reported, with 2,525 or 65% of those having one or more of the four severe housing problems outlined above. The American Indian/Alaska Native category and the Hispanic category reflected 100% and 96% respectively, of households with one or more problems. These percentages would indicate a disproportionately greater need in both groups, however, due to the small populations of both groups, the need was not widespread. Note that the total number of American Indian/Alaska Native households in this income group was relatively small at 4, with all 4 reporting severe housing problems. Likewise, the total number of Hispanic households reported was relatively small at 124, with 120 indicating housing problems.

In the 30-50% median income group, 3,960 total households were reported, with 1,500 or 38% of those indicating one or more of the four severe housing problems. No racial or ethnic group in this income level had a disproportionately greater need.

In the 50-80% median income group, 4,465 total households were reported, with 605 or 14% of those having one or more of the four severe housing problems. The population of Hispanic households was relatively small at 290, but 190 or 25% reported severe housing problems, so a disproportionately greater need was reflected in this income group for this ethnicity. However, as noted earlier, the small numbers of population indicated the problems were not widespread. Also note: the figures indicated in the "Jurisdiction as a whole" rows on the above tables are usually equal to or greater than the sum of the figures in the race/ethnicity categories listed beneath them, and when greater than, it is assumed not all race/ethnicity categories may be listed. However, the figure indicated in Table 19 for "Jurisdiction as a whole" is 605, which is assumed to be an error since that amount is less than the sum of the categories beneath it. We assume or estimate the correct number to be 610, which is the sum of the figures beneath it. This slight difference does not change the percentage calculations above.

In the 80-100% median income group, 2,640 total households were reported and 115 or 4% of those had one or more of the four severe housing problems. Out of the 115 Hispanic persons reported, 40 or 35% had housing problems. This ethnic category reflected disproportionately greater need in this income group, although their relatively small total population counts indicated the problems were not widespread.

NA-25 Disproportionately Greater Need: Housing Cost Burdens – 91.205 (b)(2)

Assess the need of any racial or ethnic group that has disproportionately greater need in comparison to the needs of that category of need as a whole.

Introduction:

A disproportionately greater need exists when the members of a racial or ethnic group at a given income level experience housing cost burdens at a greater rate (10% or more) than the income level as a whole. For example, if 50% of Hispanic households earning 0-30% of Area Median Income within a jurisdiction have a cost burden, but only 40% of all the households earning 0-30% of Area Median Income within that jurisdiction have a cost burden, then Hispanic households in that income category have a disproportionately greater need.

Tables shown below are used to determine racial or ethnic groups in a particular income level that have a disproportionately greater need with housing cost burdens in comparison to the jurisdiction as a whole in that income bracket.

Housing Cost Burden

Housing Cost Burden	<=30%	30-50%	>50%	No / negative income (not computed)
Jurisdiction as a whole	16,360	4,350	4,259	530
White	11,480	2,035	1,710	35
Black / African American	4,320	2,000	2,410	390
Asian	100	15	30	105
American Indian, Alaska Native	35	30	4	0
Pacific Islander	0	0	0	0
Hispanic	425	270	105	0

Table 21 – Greater Need: Housing Cost Burdens AMI

Alternate Data Source Name:
2008-2012 CHAS

It was assumed that the original figures listed for "Jurisdiction as a whole" under the "<=30%" column (6195), under the 30-50% column (3900), under the >50% (4320), and under the no/negative column (540) were in error as they were not equal to the sum of the race/ethnicity columns below them. The new figures shown above of 16360, 4350, and 4259, and 530 are the sums of their respective columns. All other existing 2008-2012 CHAS figures in the table were not changed.

Data Source Comments:

Discussion:

Based on the above table regarding housing costs burden, 4,350 or 16% of households in our jurisdiction as a whole reported a cost burden between 30-50% of their income. The American Indian/Alaska Native category reported 43% of households experiencing a cost burden in this range, which would indicate a disproportionately greater need. However, it must be noted that this population was relatively small, with 30 households reporting cost burden, so the need was not prevalent. Likewise, the Hispanic group was shown to have 33% of households with 30-50% cost burden, but the number of households was relatively small at 270.

As for severe cost burden greater than 50% of income, while 4,259 or 15% of total households reported this cost burden, there was no disproportionately greater need among any racial or ethnic group in this category.

There were 530 households or 2% reported in the jurisdiction as a whole with no/negative income. The Asian category indicated 42% of households with no/negative income, but again this was a very small population of 250, with 105 reporting no/negative income, so the problem was not widespread.

NA-30 Disproportionately Greater Need: Discussion – 91.205(b)(2)

Are there any income categories in which a racial or ethnic group has disproportionately greater need than the needs of that income category as a whole?

A disproportionately greater need exists when the members of a racial or ethnic group at a given income level experience housing problems at a greater rate (10% or more) than the income level as a whole. For example, if 50% of Hispanic households earning 0-30% of Area Median Income within a jurisdiction have a housing problem, but only 40% of all the households earning 0-30% of Area Median Income within that jurisdiction have a housing problem, then Hispanic households in that income category have a disproportionately greater need.

The Black/African American racial group in the 30-50% AMI category was found to have a disproportionately greater need of 80% versus 70% for the jurisdiction as a whole in one category -- housing problems. Based on the formula described above, the American Indian/Alaska Native racial group and the Hispanic ethnic group were found to have disproportionately greater needs in the 0-30%, 30-50%, 50-80%, and 80-100% income categories, and the small Asian population was found to have disproportionately greater need in housing problems in the 30-50% income category, and in the no/negative income category under housing cost burden. However, it is somewhat misleading to label these last three racial or ethnic groups as having disproportionately greater need when the very small number reported to have housing problems and the relatively small population numbers are considered. It must be noted that the need was not widespread.

If they have needs not identified above, what are those needs?

Needs identified above.

Are any of those racial or ethnic groups located in specific areas or neighborhoods in your community?

Per 2008-2012 ACS data, census tracts with the highest percentages of Black/African American households were 26, 27, 28, 29, 30.01, 30.02, 31 and 38, which are located in the mid-central part of the City. Census tracts showing the highest percentages of Hispanic households were 32.02, 32.08, 33.05 in the Levy, Belwood, Amboy and Tanglewood areas, and 38, in the East McCain and US 67/167 area.

Our total Asian population was small at 400, with highest percentages of households found in tracts 39 and 43.03. The City's total American Indian/Alaska Native population was small at 155, and the highest concentration noted was roughly 3%, or 19 households, in census tract 29, the Mid-City neighborhood.

NA-35 Public Housing – 91.205(b)

Introduction

The Public Housing Program identified needs by considering the number of families waiting for the availability of public housing, the condition and marketability of the current housing stock, and by resident input. The waiting list for public housing and the Section 8 program provides a glimpse into the community’s needs.

Another main need for public housing residents is modernized housing stock. While public housing offers economic benefits to the residents, the facilities and amenities have become obsolete. For example, many apartments are without central heat and air, have very small appliances, and are not energy efficient. The City of North Little Rock is essentially landlocked for development of affordable housing; therefore it is difficult to acquire property outside of the current development locations. The current locations are not always the best place to redevelop the new housing stock. Currently, one bedroom apartments are in high demand and hard to find. The stock was originally built to house larger families.

Totals in Use

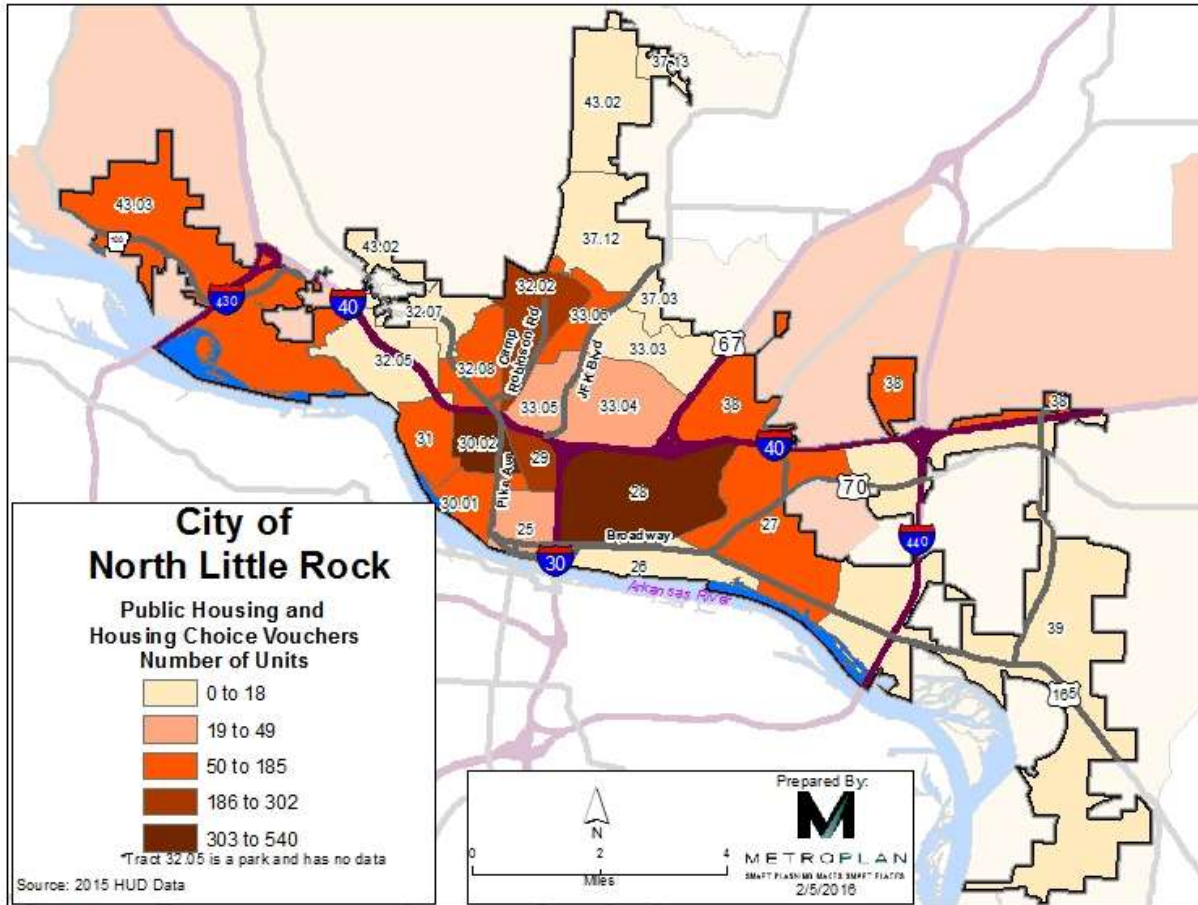
	Program Type								
	Certificate	Mod-Rehab	Public Housing	Vouchers			Special Purpose Voucher		
				Total	Project - based	Tenant - based	Veterans Affairs Supportive Housing	Family Unification Program	Disabled *
# of units vouchers in use	0	0	1,023	1,392	0	1,192	200	0	0

Table 22 - Public Housing by Program Type

***includes Non-Elderly Disabled, Mainstream One-Year, Mainstream Five-year, and Nursing Home Transition**

Alternate Data Source Name:
North Little Rock Housing Authority

Data Source Comments: Figures shown above reflect total units/vouchers administered by the Housing Authority.



Public Housing/Housing Choice Voucher Units

Characteristics of Residents

	Program Type							
	Certificate	Mod-Rehab	Public Housing	Vouchers			Special Purpose Voucher	
				Total	Project - based	Tenant - based	Veterans Affairs Supportive Housing	Family Unification Program
Average Annual Income	0	0	9,374	12,674	0	14,605	11,198	0
Average length of stay	0	0	4	0	0	6	0	0
Average Household size	0	0	1	2	0	2	1	0
# Homeless at admission	0	0	2	76	0	2	8	0
# of Elderly Program Participants (>62)	0	0	231	192	0	173	19	0
# of Disabled Families	0	0	447	319	0	257	62	0
# of Families requesting accessibility features	0	0	959	1,180	0	1,069	60	0
# of HIV/AIDS program participants	0	0	0	0	0	0	0	0
# of DV victims	0	0	0	0	0	0	0	0

Table 23 – Characteristics of Public Housing Residents by Program Type

Alternate Data Source Name:
North Little Rock Housing Authority
Data Source Comments:

Race of Residents

Race	Certificate	Mod-Rehab	Public Housing	Program Type					
				Vouchers			Special Purpose Voucher		
				Total	Project - based	Tenant - based	Veterans Affairs Supportive Housing	Family Unification Program	Disabled *
White	0	0	146	135	0	112	23	0	0
Black/African American	0	0	812	1,040	0	987	53	0	0
Asian	0	0	5	1	0	1	0	0	0
American Indian/Alaska Native	0	0	0	1	0	1	0	0	0
Pacific Islander	0	0	0	0	0	0	0	0	0
Other	0	0	0	0	0	0	0	0	0

***includes Non-Elderly Disabled, Mainstream One-Year, Mainstream Five-year, and Nursing Home Transition**

Table 24 – Race of Public Housing Residents by Program Type

Alternate Data Source Name:
 North Little Rock Housing Authority
Data Source Comments:

Ethnicity of Residents

Ethnicity	Program Type								
	Certificate	Mod-Rehab	Public Housing	Vouchers			Special Purpose Voucher		
				Total	Project - based	Tenant - based	Veterans Affairs Supportive Housing	Family Unification Program	Disabled *
Hispanic	0	0	11	15	0	15	0	0	0
Not Hispanic	0	0	959	1,166	0	1,090	76	0	0

***includes Non-Elderly Disabled, Mainstream One-Year, Mainstream Five-year, and Nursing Home Transition**

Table 25 – Ethnicity of Public Housing Residents by Program Type

Alternate Data Source Name:
 North Little Rock Housing Authority
Data Source Comments:

Section 504 Needs Assessment: Describe the needs of public housing tenants and applicants on the waiting list for accessible units:

For the public housing program, there are currently 15 applicants self-identified as disabled on the waiting list. However, none of the applicants have identified a special need or accommodation required for a potential unit.

Most immediate needs of residents of Public Housing and Housing Choice voucher holders

As of June 2015, there were 136 applicants on the waiting list for public housing. Family types on the list included elderly, near elderly (age 50), disabled, single female, and single male. The Section 8 waiting list was exhausted in September 2014, and will possibly open for new applications in September 2016. Elderly and disabled individuals will once again be given a preference for the Section 8 program. All applications will be taken online.

An immediate need of public housing residents is updated stock and amenities (central heat/air, larger energy efficient kitchen appliances) and enhanced security features. Immediate needs of voucher holders are more housing stock and improved management of properties by the landlords.

Unsafe locations act as barriers to affordable housing for the elderly. The requirement to accommodate younger residents in housing with older residents has decreased the number of elderly applicants. As a result, an immediate housing need for the elderly population has been created. Strong consideration must be given to ways to create more true “elderly only” locations.

How do these needs compare to the housing needs of the population at large

The population at large also seeks a more safe and secured housing environment similar to public housing residents. Different from the population at large, private housing stock customarily has central heat and air, and more modern amenities.

The landlord-tenant relationship in private housing is not as contentious as with the relationships in the voucher program. It is not uncommon for the landlord to believe because the renter has a voucher, the landlord is only required to maintain minimum standards to satisfy HQS standards.

Discussion

Public Housing – Many persons are on the waiting list. The housing stock is aging and amenities are obsolete. It is not cost effective to retrofit many of the newer items that would make public housing more attractive and comfortable. Crime in communities at large impacts the safety environment at public housing. Public housing management uses all tools at its disposal to address the issues. However, residents of public housing have high expectations and less patience with the PHA's efforts to implement changes. Furthermore, attempts at changes in the area of safety and security are frequently met by opposition and seen as an assault on residents' personal rights.

Housing Choice Voucher - Waiting lists are long. Tenants are sometimes fearful of being evicted and/or losing the voucher if a complaint is made about housing conditions.

NA-40 Homeless Needs Assessment – 91.205(c)

Introduction:

The homeless needs assessment describes the extent of homelessness among various populations within the Little Rock/Central Arkansas CoC area, which includes North Little Rock. Data for sheltered and unsheltered number of persons experiencing homelessness on a given night, and the accompanying breakdown by race, was obtained from the 2015 Point in Time Count information. Data from the PIT is not available for North Little Rock specifically, but is for the CoC's geographic area. The dataset and methodology used to generate the other estimates shown are described below.

Homeless Needs Assessment

Population	Estimate the # of persons experiencing homelessness on a given night		Estimate the # experiencing homelessness each year	Estimate the # becoming homeless each year	Estimate the # exiting homelessness each year	Estimate the # of days persons experience homelessness
	Sheltered	Unsheltered				
Persons in Households with Adult(s) and Child(ren)	5	61	402	0	188	0
Persons in Households with Only Children	0	2	0	0	0	0
Persons in Households with Only Adults	334	428	1,926	0	905	0
Chronically Homeless Individuals	140	75	270	0	145	0
Chronically Homeless Families	2	3	10	0	5	0
Veterans	37	153	450	0	212	0
Unaccompanied Child	0	0	0	0	0	0
Persons with HIV	2	2	10	0	5	0

Table 26 - Homeless Needs Assessment

Alternate Data Source Name:
COC / HMIS / PIT

Data Source Comments: 2015 Point in Time (PIT) Count Data and Reasonable Estimates extrapolated from Little Rock/Central Arkansas CoC HMIS Data

Indicate homeless population: Has No Rural Homeless

If data is not available for the categories "number of persons becoming and exiting homelessness each year," and "number of days that persons experience homelessness," describe these categories for each homeless population type (including chronically homeless individuals and families, families with children, veterans and their families, and unaccompanied youth):

The Continuum of Care's Point in Time (PIT) Count provides counts on categories of at-risk populations. These categories include homeless households with adult(s) and child(ren), households with only children, households with only adults, chronically homeless (has disability and has either been homeless for twelve months or more, or has experienced at least four separate episodes of homelessness that equal at least 12 months within the last three years, (with each break in homelessness including at least 7 consecutive nights of not living in a safe haven emergency shelter, or place not meant for human habitation), veterans, unaccompanied child (under age 18 and not part of a family household), and persons with HIV. Data on rural homelessness was not available. The estimates above for number of sheltered and unsheltered persons experiencing homelessness on a given night, and the racial/ethnic group breakdown shown below were taken from the PIT data. Not all homeless service providers are in HMIS, so estimates shown above for the number of persons experiencing homelessness each year and the number exiting homelessness each year are based on reasonable extrapolations of available data to include those programs not in HMIS. These estimates are also based on sheltered homeless data, which would be the bulk of the homeless in the area. As stated earlier, all estimates on homelessness are not particular to North Little Rock, but to the CoC area. Data was not available on the number of persons becoming homeless each year or the number of days persons experience homelessness.

Nature and Extent of Homelessness: (Optional)

Race:	Sheltered:	Unsheltered (optional)
White	214	130
Black or African American	265	202
Asian	1	0
American Indian or Alaska Native	1	1
Pacific Islander	0	1
Ethnicity:	Sheltered:	Unsheltered (optional)
Hispanic	51	14
Not Hispanic	440	325

Alternate Data Source Name:

COC / HMIS / PIT

Data Source

Comments: 2015 Point in Time (PIT) Count, Little Rock/Central Arkansas CoC

Estimate the number and type of families in need of housing assistance for families with children and the families of veterans.

2015 PIT data reflected 66 homeless persons in families with children, 2 children under the age of 18 in households with only children.

Data reflected 190 homeless veterans in households without children, and none in households with children. Of the 190 veterans, 119 were male, and 71 were female.

Describe the Nature and Extent of Homelessness by Racial and Ethnic Group.

Race breakdown of the reported total 830 homeless persons (sheltered and unsheltered) indicated 344 White, 467 Black or African American, 15 of Multiple Races, 1 Asian, and 2 American Indian or Alaska Native, and 1 Native Hawaiian or Other Pacific Islander.

Ethnicity breakdown of total homeless reflected 765 non-Hispanic, and 65 Hispanic.

Describe the Nature and Extent of Unsheltered and Sheltered Homelessness.

The 2015 PIT count reported a total of 830 homeless persons. Of those, 491 were in emergency or transitional shelters, and 339 unsheltered. There were 215 chronically homeless individuals, 75 sheltered and 140 unsheltered. Fifty-eight of the chronically homeless persons were veterans. There were three persons in a chronically homeless family that were sheltered, and two persons in a chronically homeless family that were unsheltered. There were four homeless persons with HIV, two sheltered and two unsheltered. Eighty-seven homeless adults had a serious mental illness, and 55 suffered from a substance use disorder. Seventy-four homeless persons were victims of domestic violence.

Discussion:

Of the 830 homeless persons reported from the 2015 Point in Time Count, 41% were unsheltered and 59% were sheltered. While there have been many positive accomplishments in eliminating homelessness, there is still much to be done. Due to limited grant funding, the City provides support through continued participation and collaboration with the Continuum of Care.

NA-45 Non-Homeless Special Needs Assessment - 91.205 (b,d)

Introduction:

Non-homeless special needs are the housing needs of persons who are not homeless but require supportive housing. This includes elderly, frail elderly (requires assistance with three or more daily activities), persons with mental, physical, or developmental disabilities, persons with substance addictions, victims of domestic violence/sexual assault, and persons with HIV/AIDS.

Describe the characteristics of special needs populations in your community:

HUD classifies the elderly category as 62 and older. Per 2008-2012 American Community Survey (ACS) data, 9,674 or 15.4% of North Little Rock's population meet that criteria. However, other statistical data available through ACS for the elderly population is based on age 65 and older, and 7,978 or 12.7% of NLR residents make up that category. Of those:

- 3,409 or 45% have a disability of some type
- 2,415 or 32% have an ambulatory difficulty
- 1,539 or 20.1% report an independent living difficulty
- 1,110 or 15% have a cognitive difficulty
- 792 or 10% have a self-care difficulty
- 53% live in family households, while 46% live alone
- 77% live in owner occupied units, and of these, 18% have a housing cost burden of 30% or more
- 23% live in rentals, and of these, 48% have a housing cost burden of 30% or more
- 23% are Veterans

Persons of any age with a disability total 9,525 or 15% of North Little Rock's population. Of these, 1,009 are under 18 years old, with 686 having a cognitive difficulty. There are 5,107 persons with a disability in the 18-64 years old category, and 3,244 have an ambulatory difficulty, 1,866 have a cognitive difficulty and 1,852 have an independent difficulty. As indicated above, 3,409 of these persons are over age 65.

According to 2012 Arkansas Traffic Crash Statistics prepared by the Arkansas State Police, there were 165 alcohol/drug related crashes in North Little Rock that year, with 3 fatalities and 78 injuries. This data identifies the importance of supportive services and treatment programs for those persons with alcohol or drug addiction. According to the National Coalition for the Homeless, substance abuse can be a cause of homelessness. Addictive disorders disrupt families and can cause loss of employment. For people already in debt, the onset of an addiction can cause them to lose their housing. Substance abuse can also be a result of homelessness, as people often turn to drugs and alcohol to cope with their situations. The 2015 Point in Time Count reported 55 homeless adults with a substance use disorder.

According to state statistics provided by the Arkansas Coalition Against Domestic Violence, in 2014:

- 2,120 women entered domestic violence shelters
- 1,556 children entered shelters
- 9,500 crisis calls were placed
- 17,978 information calls were received

The 2015 Point in Time count reported 74 homeless persons who were victims of domestic violence.

According to the HIV Surveillance Report Arkansas, 2014, from the Arkansas Department of Health, there were 146 new AIDS cases reported in the state in 2014, compared with 147 in 2013. In addition, there were 283 new cases of HIV-non-AIDS reported, up from 224 in 2013. This data is not broken down by city or county, but is divided into public health regions. In 2014, 42% of the new AIDS cases and 54% of the new HIV-non-AIDS cases were reported in the 7-county central region which includes Pulaski County. The 2015 Point in Time Count reported 4 homeless adults with HIV.

What are the housing and supportive service needs of these populations and how are these needs determined?

The housing and supportive service needs of these special needs populations are determined through consultations and discussions with local service providers and include assistance with or provision of meals, caretaker aid with daily activities such as walking, bathing, housekeeping, assistance with at-home medical and prescription drug requirements, rehabilitation services, transportation services, individual and group therapy, supervised treatment programs, counseling, legal assistance, job training, clothing, assistance with housing repairs, and utility and rental assistance.

Discuss the size and characteristics of the population with HIV/AIDS and their families within the Eligible Metropolitan Statistical Area:

The City of North Little Rock does not receive HOPWA funding.

Discussion:

Special needs populations have a wide array of supportive needs. While some may manage their lifestyles on their own, most require assistance of some degree, whether it be through family and friends, or through supportive housing, public services or facilities. As indicated above, for some of these special needs categories, not receiving assistance may lead to homelessness.

NA-50 Non-Housing Community Development Needs – 91.215 (f)

Describe the jurisdiction’s need for Public Facilities:

Needs were identified for public facilities including neighborhood parks, recreational and educational areas as well as public service facilities providing assistance to youth, elderly, community based groups, and the homeless.

How were these needs determined?

The City held several public hearings in regard to the Five Year Consolidated Plan and Annual Action Plan and noted comments made by residents. Also, a survey was conducted asking citizens to rank the priority needs of their neighborhoods. The survey was mailed to neighborhood leaders and other interested parties, distributed at the public hearings, made available online on the City website, and posted on Facebook. While the survey was not statistically reliable, it was a valuable tool that offered insight into concerns and needs of the community. Various organizations, agencies, and nonprofits were consulted. Citizen comments, survey results, and information gathered during consultations were reviewed and considered by City staff in identifying needs.

Describe the jurisdiction’s need for Public Improvements:

Public improvement needs identified were street and drainage improvements and sidewalks.

How were these needs determined?

The City held several public hearings in regard to the Five Year Consolidated Plan and Annual Action Plan and noted comments made by residents. Also, a survey was conducted asking citizens to rank the priority needs of their neighborhoods. The survey was mailed to neighborhood leaders and other interested parties, distributed at the public hearings, made available online on the City website, and posted on Facebook. While the survey was not statistically reliable, it was a valuable tool that offered insight into concerns and needs of the community. Several organizations and agencies were consulted. Input from City departments such as Public Works and Engineering was also used to determine need. Citizen comments, survey results, and information gathered during consultations were reviewed and considered by City staff in identifying needs.

Describe the jurisdiction's need for Public Services:

A variety of public services are needed including those offering assistance with after school programs for youth, healthy development for youth and adults, services for the elderly and disabled, substance abuse and mental health treatment, and needs of the homeless.

How were these needs determined?

The City held several public hearings in regard to the Five Year Consolidated Plan and Annual Action Plan and noted comments made by residents. Also, a survey was conducted asking citizens to rank the priority needs of their neighborhoods. The survey was mailed to neighborhood leaders and other interested parties, distributed at the public hearings, made available online on the City website, and posted on Facebook. While the survey was not statistically reliable, it was a valuable tool that offered insight into concerns and needs of the community. Numerous organizations, service providers and nonprofits were consulted. Citizen comments, survey results, and information gathered during consultations were reviewed and considered by City staff in identifying needs.

Housing Market Analysis

MA-05 Overview

Housing Market Analysis Overview:

The Market Analysis is used to provide a clear picture of area conditions to determine the effects on affordable housing. Most of the data tables in this section were pre-populated by HUD with its latest available information from sources such as the American Community Survey (ACS) and Comprehensive Housing Affordability Strategy (CHAS). This analysis along with the earlier needs assessment provided the basis for the Strategic Plan and the programs and projects chosen to be administered.

The Market Analysis section outlines significant characteristics of the housing market, including the supply, demand, condition and cost of housing. Also reviewed is the state of public and assisted housing, facilities, housing and services for the homeless, special need facilities and services, and barriers to affordable housing.

MA-10 Number of Housing Units – 91.210(a)&(b)(2)

Introduction

According to the 2008-2012 ACS data below, in North Little Rock, there were a total of 29,376 residential properties. The majority of residential units, 69% or 20,312, were single family, one unit structures, and 29% or 8,522 were structures with two or more units. Two percent of residences fell in the category including mobile homes, boats, RV's, and vans. There were 25,910 total households, indicating 3,466 vacant units or lots. Additional research of ACS data indicates the ownership vacancy rate was 3.6% and the rental vacancy rate 9.2%. Owners made up 52% or 13,499 of households and renters accounted for 48% or 12,411 of households. Even with the assumption that the majority of 8,522 multi-family units were available to renters, with 12,411 renter households, this data would indicate roughly 3,900 renter households were living in single family, one unit structures.

All residential properties by number of units

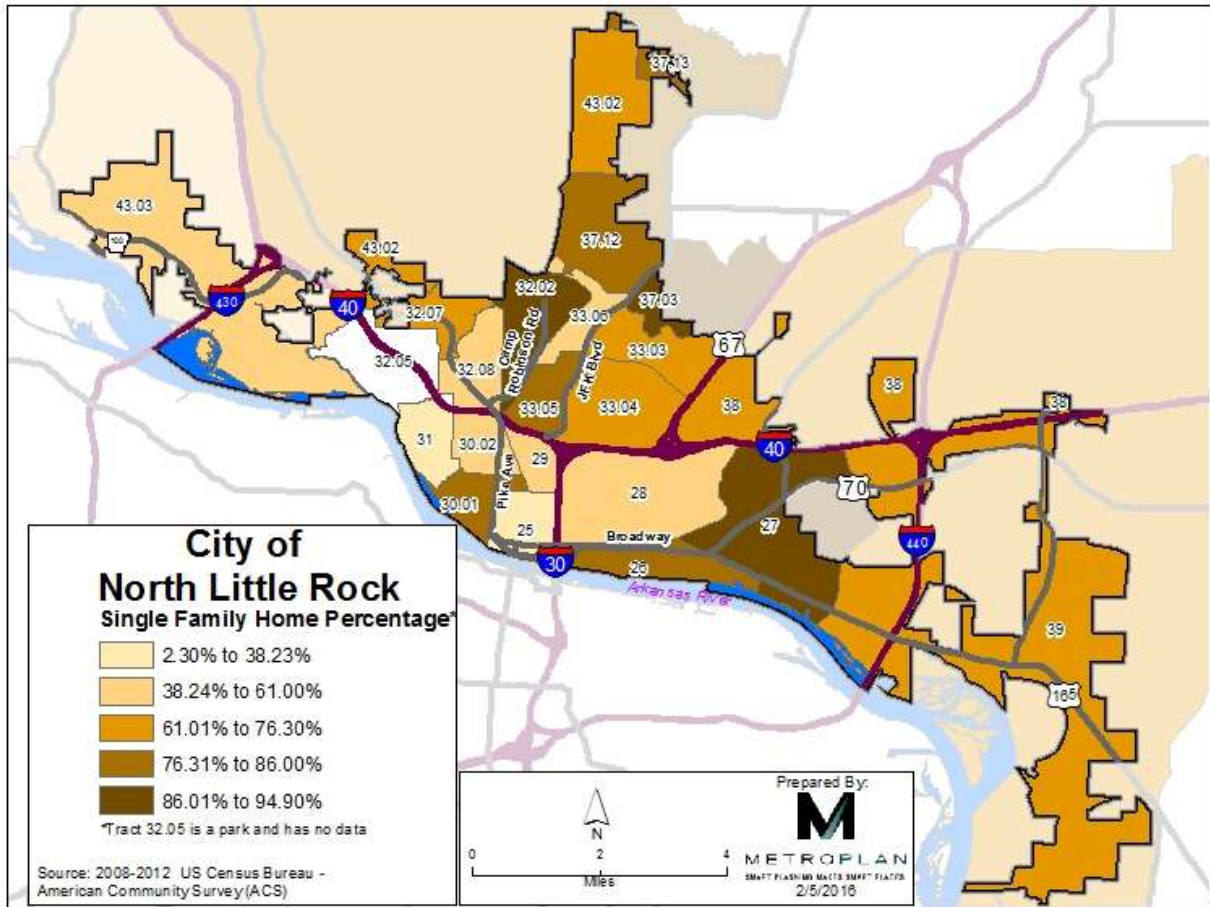
Property Type	Number	%
1-unit detached structure	20,005	68%
1-unit, attached structure	307	1%
2-4 units	2,892	10%
5-19 units	3,651	12%
20 or more units	1,979	7%
Mobile Home, boat, RV, van, etc	542	2%
Total	29,376	100%

Table 27 – Residential Properties by Unit Number

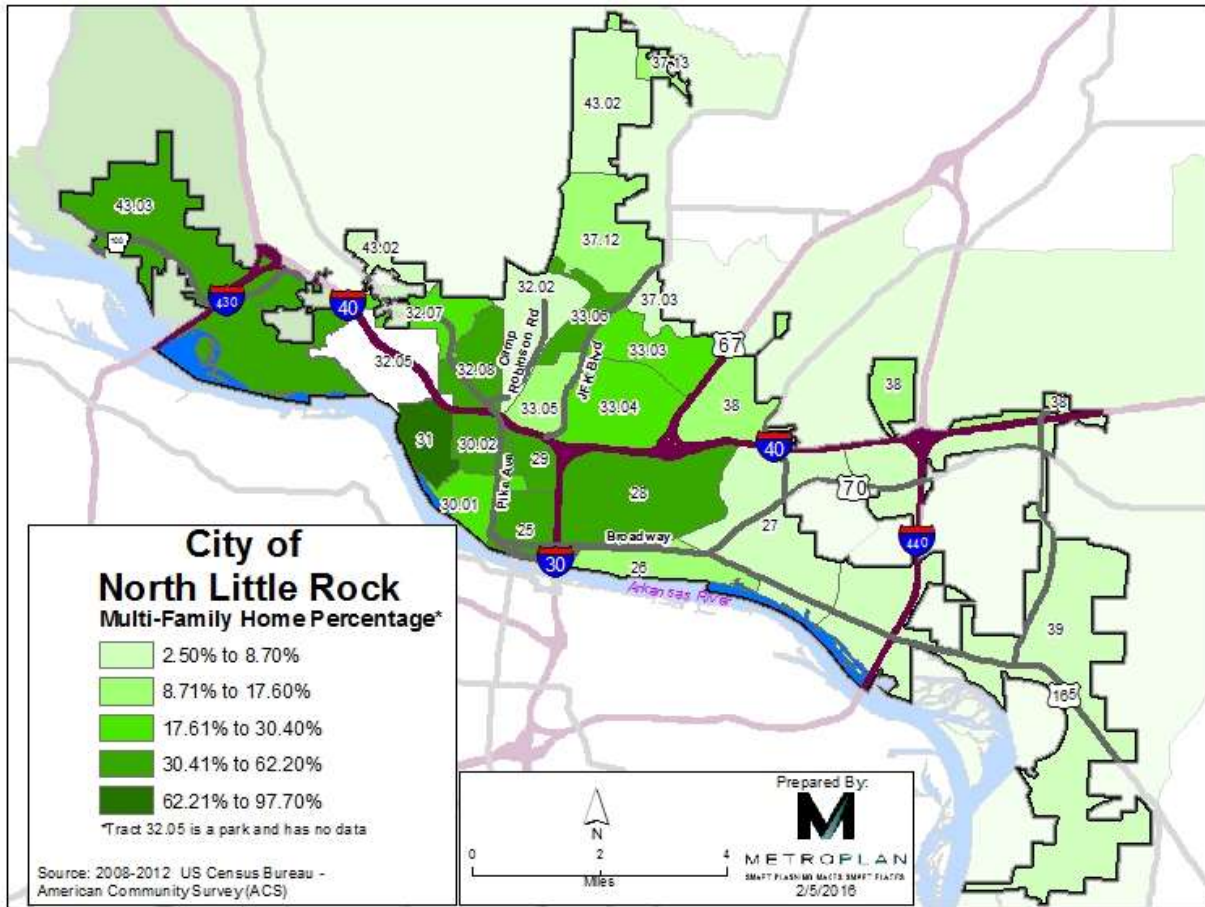
Alternate Data Source Name:

2008-2012 ACS

Data Source Comments:



Percent Single Family Housing



Percent Multi-Family Housing

Unit Size by Tenure

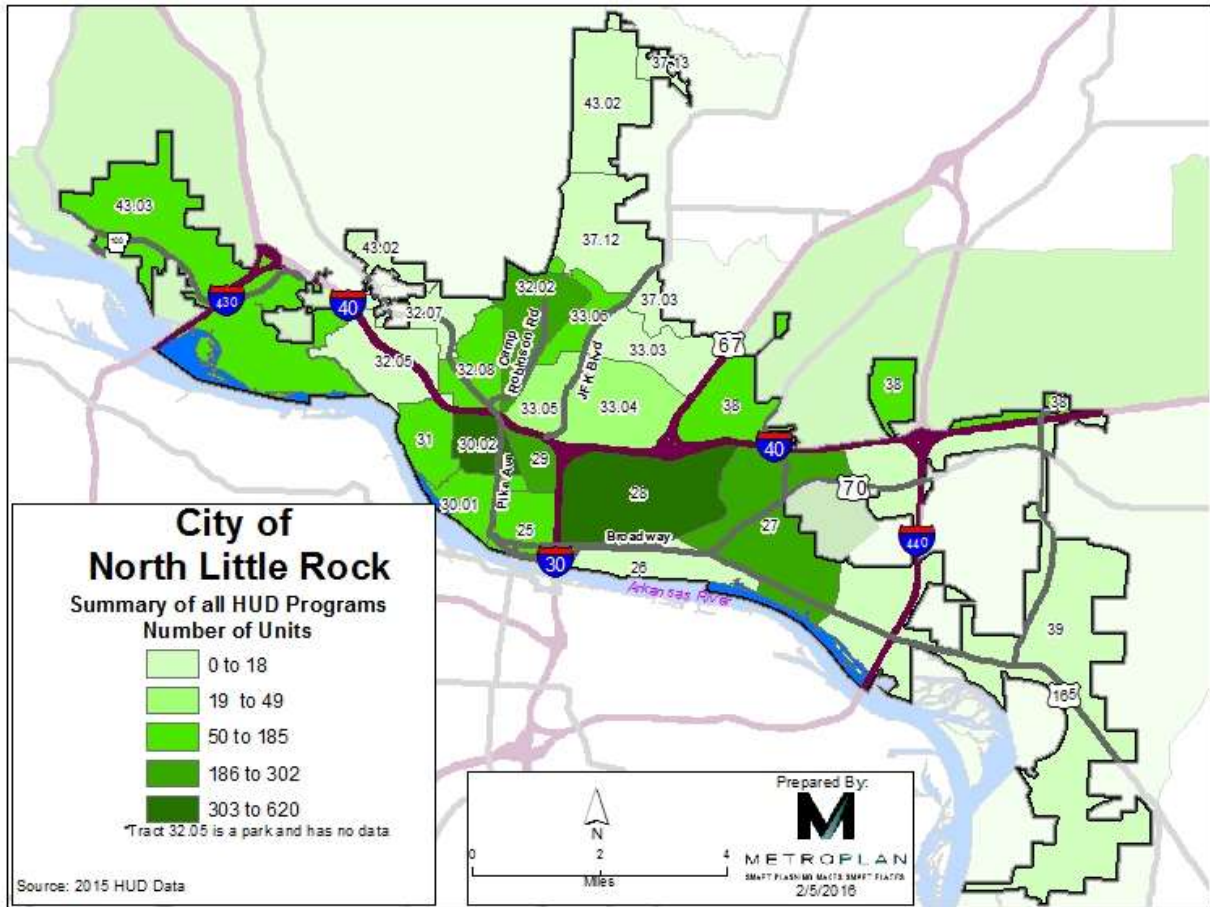
	Owners		Renters	
	Number	%	Number	%
No bedroom	17	0%	589	5%
1 bedroom	75	1%	2,745	22%
2 bedrooms	2,204	16%	5,479	44%
3 or more bedrooms	11,203	83%	3,598	29%
Total	13,499	100%	12,411	100%

Table 28 – Unit Size by Tenure

Alternate Data Source Name:

2008-2012 ACS

Data Source Comments:



HUD Assisted PH-HCV-202-811

HUD Assisted Map Notes

The above HUD Assisted Map reflects Public Housing, Housing Choice Voucher, Section 202, and Section 811 properties.

Describe the number and targeting (income level/type of family served) of units assisted with federal, state, and local programs.

Current data obtained from the North Little Rock Housing Authority indicates that they operate 1,023 public housing units and currently all PHA units are assisted with federal funds. The public housing inventory consists of four elderly/disabled developments and four family sites. The targeted families are low and very low income. The HA manages 1,392 vouchers. Affordablehousing.com reflects 204 units in Section 202 properties, targeted to elderly, and 11 units in section 811 properties, targeted to the disabled. Also noted are 685 units in LIHTC developments.

Provide an assessment of units expected to be lost from the affordable housing inventory for any reason, such as expiration of Section 8 contracts.

We do not expect a loss of units from the PHA inventory.

Does the availability of housing units meet the needs of the population?

In the owner category, 83% or 11,203 of households had 3 or more bedrooms, 16% or 2,204 had 2 bedrooms, and 1% or 92 had one or no bedroom. For renters, 29% or 3,598 had 3 or more bedrooms, 44% or 5,479 had two bedrooms, 22% or 2,745 had one bedroom, and 5% or 589 had no bedroom, such as in a studio apartment. Additional ACS data indicates average household size of an owner occupied unit at 2.43 and average household size of a renter occupied unit at 2.37.

Out of 25,910 households, 8,816 are single person households. Of the single person households, 2,302 are occupied by seniors age 65 years old and over. With owner households, 3,644 or 27% are one person households, 5,845 or 43% are two person, 1,984 or 15% are three person, and 2,038 or 15% are four or more person. With renters, 5,175 or 42% are one person households, 3,599 or 29% are two person, 1,526 or 12% are three person, and 2,122 or 17% are four or more person.

The availability of housing units does not always meet the needs of the population as described below.

Describe the need for specific types of housing:

The large percentage of single person and two person households indicates a need for more one and two bedroom units. As indicated above, North Little Rock has 8,816 single person households, but based on the total number of residential units available, there are only 3,973 studio/one bedroom units available. The City has 9,431 two person households, and 8,898 two bedroom units available. While some households enjoy having an extra bedroom for storage or office use, cost burdened families would likely seek smaller affordable units. If the unit size they require based on family size is not available, they may be forced to step up to a larger size unit, thereby increasing their cost burden.

The North Little Rock Housing Authority has noticed a trend in public housing toward a demand for smaller units in walkable communities. Families desire to be close to transportation and services. Public Housing renters are small families with low and very low incomes. Rental stock is more in demand than that of units for purchase, and smaller units (one and two bedrooms) are in the biggest demand.

Discussion

As is the case with many cities across the nation, the major portion of North Little Rock's housing was built between 1950 and 1990. Construction of housing units has decreased sharply since that time. The City has been somewhat landlocked for a number of years, hampering growth by new development. There continues to be the need to upgrade existing housing stock and to find and undertake ways to augment housing built in past decades to meet the housing needs of our citizens today.

MA-15 Housing Market Analysis: Cost of Housing - 91.210(a)

Introduction

The median home value in North Little Rock in 2000 was \$75,100. By 2012, it had increased 60% to \$120,000. Over the same period, the median contract rent increased 47% from \$388 to \$569. Median income increased from \$35,578 to \$39,558, only 11%, during this period. Median is the value at which half of the amounts in the dataset are above and half are below.

The need to preserve and develop affordable housing for both homeowners and renters continues as the rate of increase in home prices and contract rents has tracked significantly higher than the increase in median incomes in the community over the past several years.

Cost of Housing

	Base Year: 2000	Most Recent Year: 2012	% Change
Median Home Value	75,100	120,000	60%
Median Contract Rent	388	569	47%

Table 29 – Cost of Housing

Alternate Data Source Name:

2008-2012 ACS

Data Source Comments: 2008-2012 ACS FROM CPD MAPS TARGET REPORT

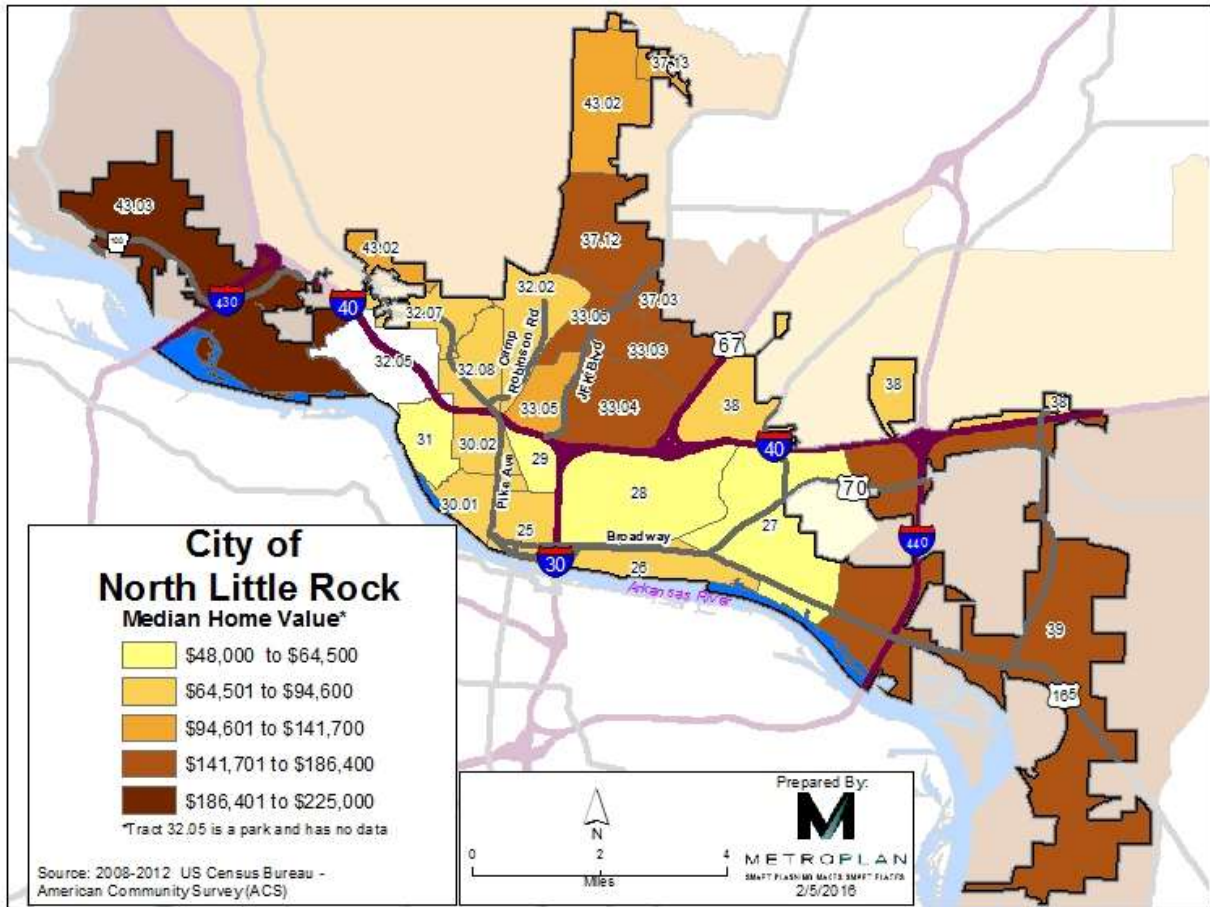
Rent Paid	Number	%
Less than \$500	5,126	43.8%
\$500-999	6,750	52.0%
\$1,000-1,499	433	3.4%
\$1,500-1,999	71	0.5%
\$2,000 or more	31	0.3%
Total	12,411	100.0%

Table 30 - Rent Paid

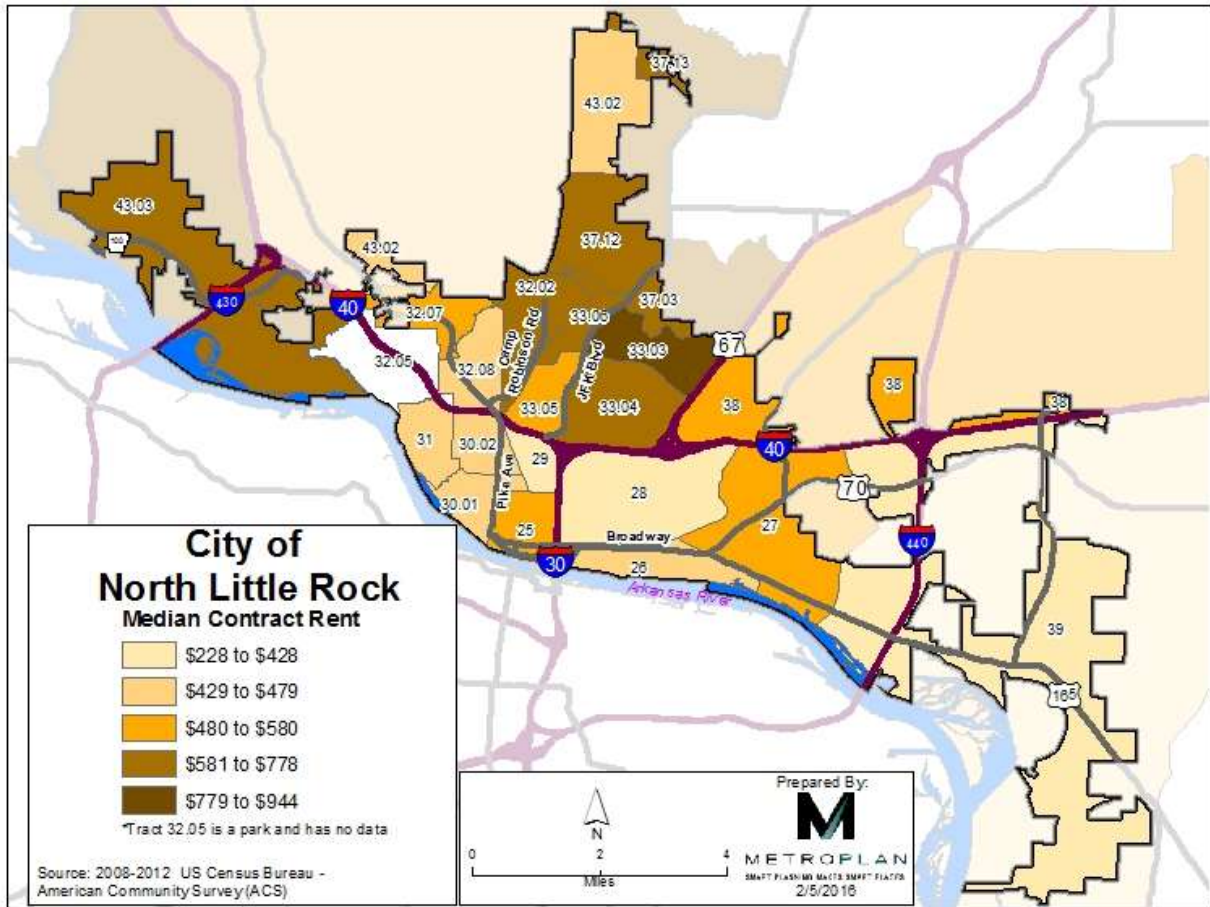
Alternate Data Source Name:

2008-2012 CHAS

Data Source Comments: 2008-2012 CHAS FROM CPD MAPS FROM CPD MAPS TARGET REPORT



Median Home Values



Median Rents Paid

Housing Affordability

% Units affordable to Households earning	Renter	Owner
30% HAMFI	1,040	No Data
50% HAMFI	3,600	1,530
80% HAMFI	8,915	3,845
100% HAMFI	No Data	5,340
Total	13,555	10,715

Table 31 – Housing Affordability

Alternate Data Source Name:

2008-2012 CHAS

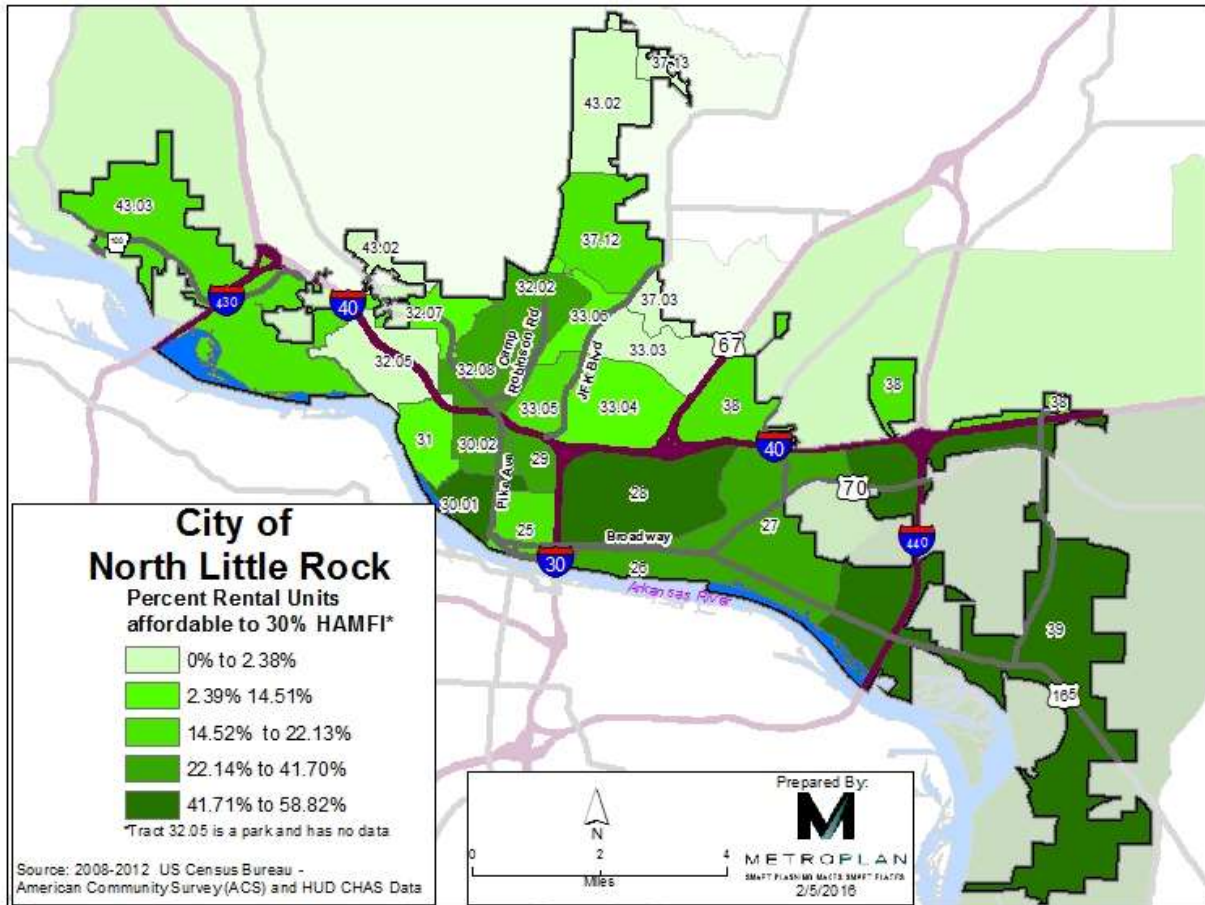
Data Source Comments: 2008-2012 CHAS DATA FROM CPD MAPS TARGET REPORT

Monthly Rent

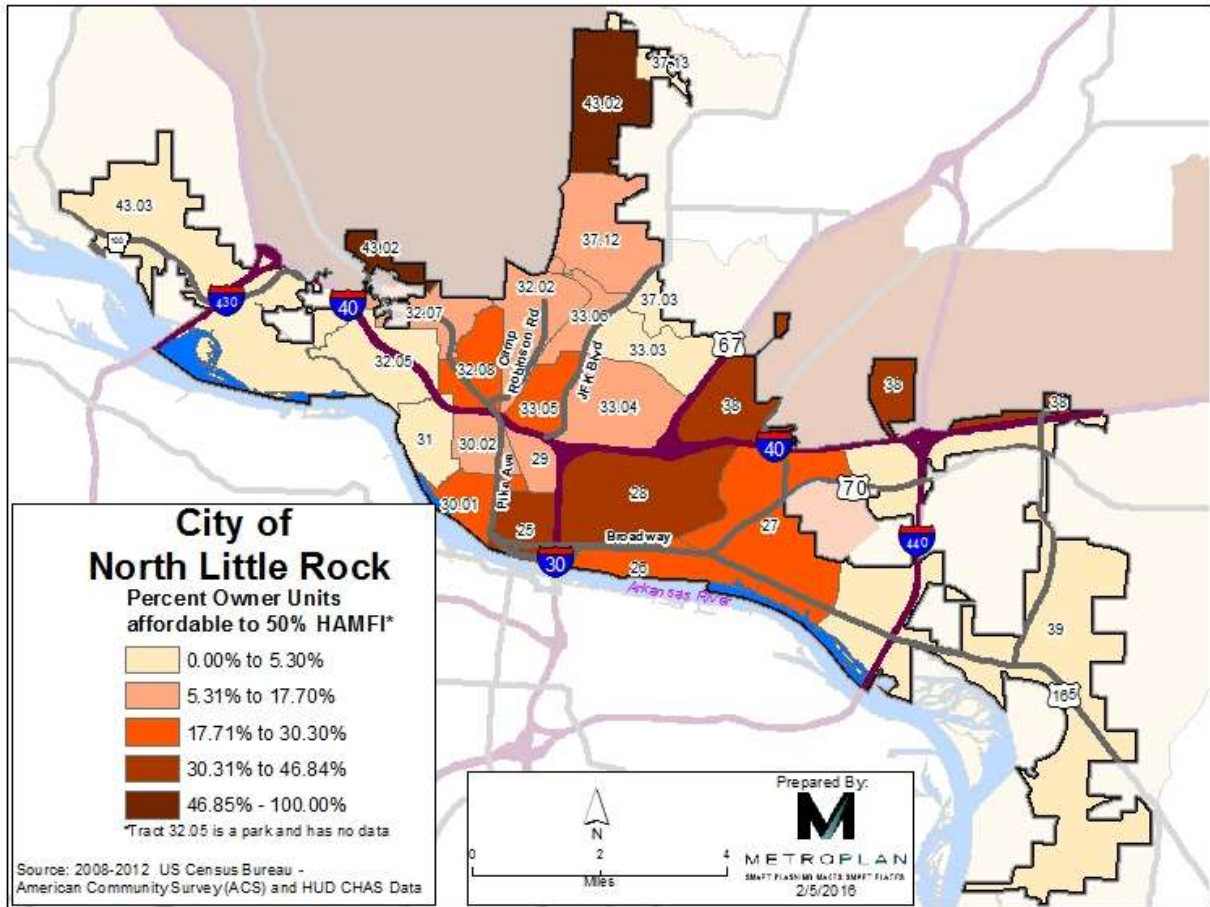
Monthly Rent (\$)	Efficiency (no bedroom)	1 Bedroom	2 Bedroom	3 Bedroom	4 Bedroom
Fair Market Rent	526	598	667	893	922
High HOME Rent	566	645	717	961	993
Low HOME Rent	546	585	701	903	903

Table 32 – Monthly Rent

Alternate Data Source Name:
2012 HUD FMR and HOME Rents
Data Source Comments:



%Rental Affordable 30% HAMFI



%Owner Affordable 50% HAMFI

Is there sufficient housing for households at all income levels?

The Department of Housing and Urban Development (HUD) defines low to moderate income households as those with incomes below 80% of median. HUD further defines extremely low income (up to 30% of median), low income (30-50% of median), and moderate income (50-80% of median). As would be expected, residents at the lowest income levels have the least options when attempting to provide housing for their families. As indicated in table 30 above, households at 30% HAMFI have the most limited choices, with just 8% of rental units and no reported owner units being affordable to this category. Since the only option available to households at this income level is renting, the limited affordable options may force them to move up to a higher level/amount of contract rent, which will create a cost burden for them. For households at 50% HAMFI, options are limited as well, with only 27% of reported rental units and 14% of homes for sale being affordable. As would be expected, households at 80% HAMFI have more options, with 66% of reported units affordable to renters, and 36% of homes affordable to homebuyers.

How is affordability of housing likely to change considering changes to home values and/or rents?

Increases to home values and/or fair market rents will cause housing to become less affordable as incomes earned have not kept pace. As indicated above, in the period from 2000 to 2012, median home values went up 60% and median rents rose by 47%. As shown in the Housing Needs Assessment section of this plan, median income increased only 11% over the same period.

How do HOME rents / Fair Market Rent compare to Area Median Rent? How might this impact your strategy to produce or preserve affordable housing?

Per the 2012 data provided, all levels of HOME rents and Fair Market Rents except those for efficiency (no bedroom) were higher than the 2012 Area Median Rent reported. Fair Market Rents fell below Low HOME rents in the efficiency, 2BR and 3BR categories, and between Low and High HOME rents in the 1BR and 4BR categories. While it is probable that the development of new market rate rental units would increase the Area Median Rent, it is presumed likely that the amount would remain in the Fair Market rent range. Continued funding for programs offered by our public housing authority is needed to provide rental assistance programs as well as preservation and new development of affordable rental units, and continued CDBG and HOME funded rehabilitation programs are needed to assist low and moderate income owner households with remaining in their affordable homes. **Amendment: FY2016 CDBG funding was used to address these rehabilitation needs. The City saw a decline in demand for the CDBG rehabilitation program and that, as well as rising labor and material costs, rising administrative costs, and budgetary constraints resulted in the discontinuation of the program. The City also reached the end of the HOME major rehabilitation program waiting list and the program ended. To continue meeting the goal of Affordable Housing, funds earmarked for HOME rehabilitation will be reallocated to the HOME CHDO program to continue assisting low income residents and homebuyers through the development of new affordable housing.**

Discussion

Area incomes are not keeping pace with the market cost of housing. As a result, many households are cost burdened (paying more than 30% of their income towards housing costs), or severely cost burdened (paying more than 50% of their income towards housing costs.) The inability of lower income households to qualify for mortgage financing or contract rent limits their housing choices.

MA-20 Housing Market Analysis: Condition of Housing – 91.210(a)

Introduction

The Condition of Housing section of the Housing Market Analysis highlights significant characteristics of the existing housing supply. The Condition of Units table below displays the number of housing units based on the number of "conditions" reported on each unit. Selected conditions are:

1. lacks complete plumbing facilities
2. lacks complete kitchen facilities
3. more than one person per room
4. cost burden greater than 30%

This housing market analysis also considers the age of housing stock in the City, lead-based paint hazards, and vacancies.

Definitions

For the purpose of this Plan, Standard Condition is defined as a property which meets minimum local codes standards. The City's Nuisance Abatement and Property Maintenance Code legislates minimum requirements on residential structures. Substandard Condition but Suitable for Rehabilitation is defined as a housing unit that does not currently meet local code standards, but is structurally sound and can be brought up to code for less than replacement cost.

Condition of Units

Condition of Units	Owner-Occupied		Renter-Occupied	
	Number	%	Number	%
With one selected Condition	2,684	20%	6,169	50%
With two selected Conditions	84	1%	343	3%
With three selected Conditions	0	0%	37	0%
With four selected Conditions	0	0%	0	0%
No selected Conditions	10,731	79%	5,862	47%
Total	13,499	100%	12,411	100%

Table 33 - Condition of Units

Alternate Data Source Name:

2008-2012 ACS

Data Source Comments: 2008-2012 ACS FROM CPD MAPS TARGET REPORT.

Year Unit Built

Year Unit Built	Owner-Occupied		Renter-Occupied	
	Number	%	Number	%
2000 or later	668	5%	1,779	14%
1980-1999	2,174	16%	2,899	23%
1950-1979	9,070	67%	5,899	48%
Before 1950	1,587	12%	1,834	15%
Total	13,499	100%	12,411	100%

Table 34 – Year Unit Built

Alternate Data Source Name:

2008-2012 ACS

Data Source Comments: 2008-2012 ACS FROM CPD MAPS TARGET REPORT

Risk of Lead-Based Paint Hazard

Risk of Lead-Based Paint Hazard	Owner-Occupied		Renter-Occupied	
	Number	%	Number	%
Total Number of Units Built Before 1980	10,657	79%	7,733	62%
Housing Units build before 1980 with children present	345	3%	800	6%

Table 35 – Risk of Lead-Based Paint

Data Source: 2008-2012 ACS (Total Units) 2008-2012 CHAS (Units with Children present)

Vacant Units

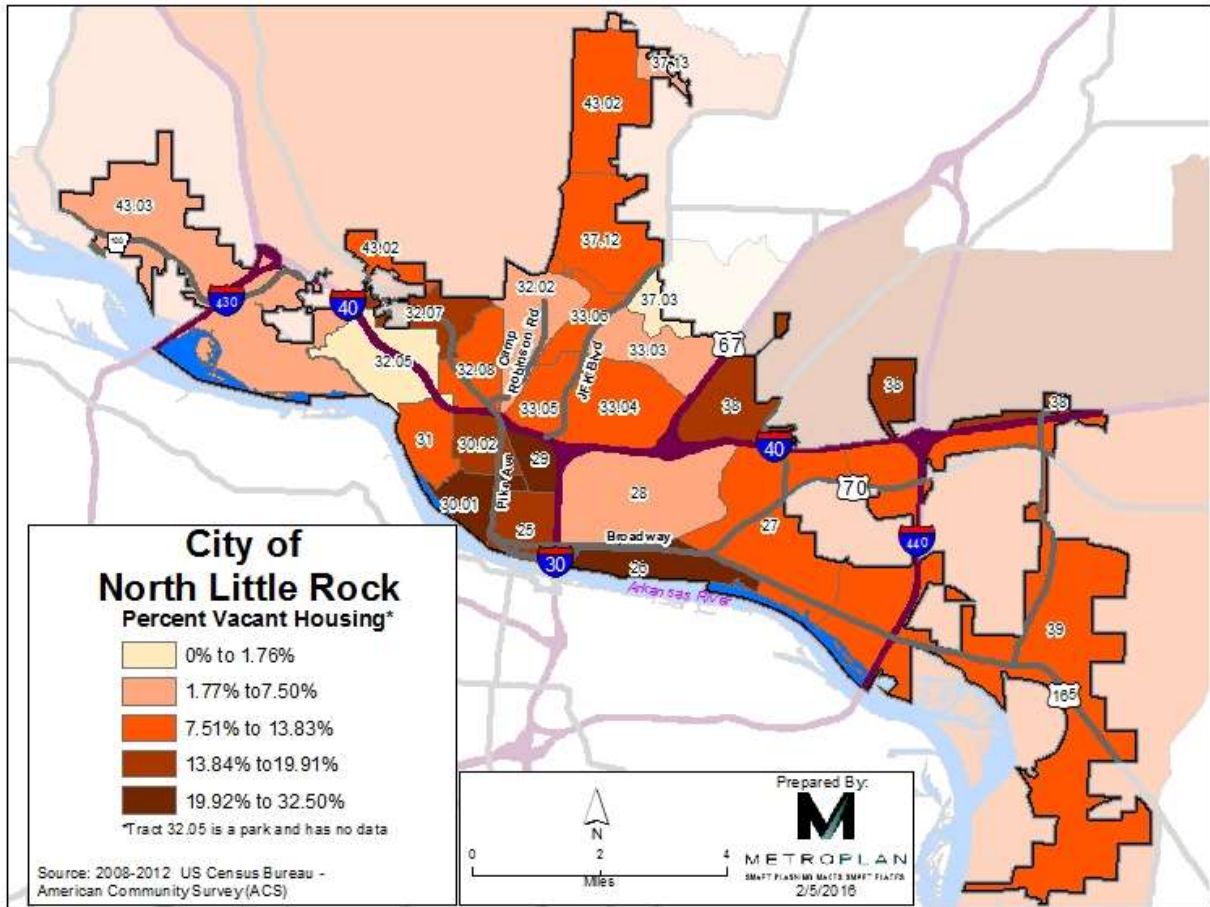
	Suitable for Rehabilitation	Not Suitable for Rehabilitation	Total
Vacant Units	0	0	0
Abandoned Vacant Units	0	0	0
REO Properties	0	0	0
Abandoned REO Properties	0	0	0

Table 36 - Vacant Units

Alternate Data Source Name:

2008-2012 ACS

Data Source Comments: Data source indicates 3,466 vacant units; however, breakdown not available for Suitable/Not suitable for Rehabilitation, Abandoned Vacant Units, REO Properties, Abandoned REO Properties



% Vacant Housing

Need for Owner and Rental Rehabilitation

In North Little Rock, 34% of total households reported one of the above selected conditions. When broken out by tenure, for units with one reported condition, 20% of owner occupied and 50% of renter occupied households fell in this category. Roughly 2% or 427 households reported two conditions. Thirty-seven renter households reported three conditions. No households reported four conditions.

Seventy-one percent of North Little Rock households live in housing stock built prior to 1980. Thirteen percent of housing was built prior to 1950. As existing housing stock ages and housing values decline, housing originally built for homeownership is often converted to rental property. Older neighborhoods often become home to lower income households. Data also indicates 3,466 vacant units, and although there is no data available to specify how many of those are abandoned or blighted, it could be assumed that a substantial number were in need of rehabilitation. **Amendment: However, the Community Development Agency has noted a decrease in demand through the lessening number of applications received for rehabilitation assistance, even with increased outreach efforts to notify residents and neighborhood groups of available programs.**

Estimated Number of Housing Units Occupied by Low or Moderate Income Families with LBP Hazards

The use of lead based paint was banned in 1978. For the purposes of this plan, available data of the number of units built before 1980 and occupied by households with children serves as a baseline of units that contain lead-based paint hazards. This data indicates 18,390 of the 25,910 housing units in North Little Rock were built prior to 1980. By tenure, 79% of owner occupied units and 62% of rental units were built prior to 1980. Children below the age of six are present in 345 or 3% of owner occupied units and 800 or 6% of renter occupied units built during this time.

Discussion

Data indicates that the areas where the predominance of extremely low income households are located are also the areas where older homes are located, as well as where there is a majority of rental housing versus owner occupied housing. Disinvestment in these older neighborhoods leads to deterioration. We find our efforts in assisting and supporting housing programs for low and moderate income persons must continue. While housing assistance efforts of the past are applauded and housing efforts to produce more affordable and energy efficient housing are deemed essential, we realize fully that a gap remains between what has been accomplished and what is still needed.

MA-25 Public and Assisted Housing – 91.210(b)

Introduction

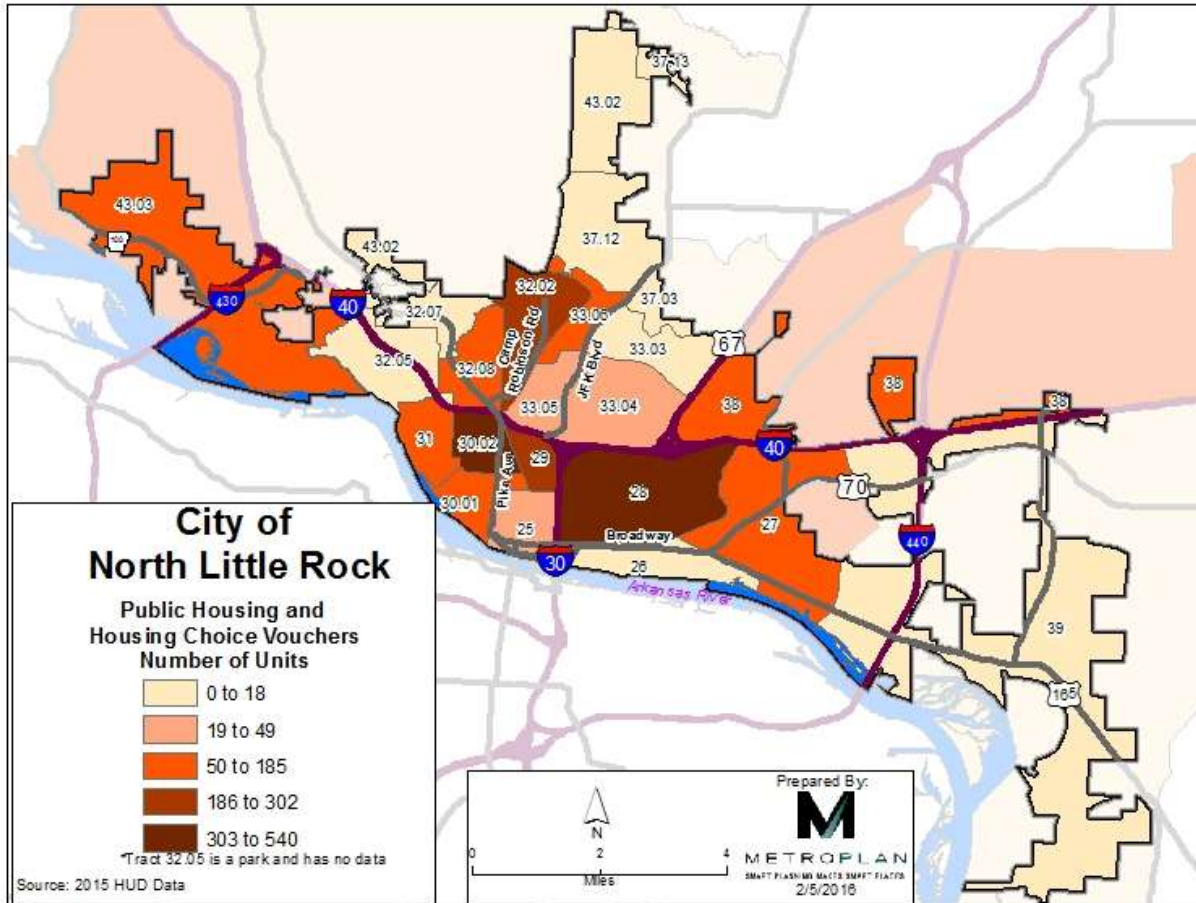
The North Little Rock Housing Authority's mission is to promote adequate and affordable housing, economic opportunity, and a suitable living environment free from discrimination. The NLRHA utilizes management tools and input from residents to assess the condition and marketability of current housing.

Totals Number of Units

	Program Type								
	Certificate	Mod-Rehab	Public Housing	Vouchers					
				Total	Project -based	Tenant -based	Special Purpose Voucher		
							Veterans Affairs Supportive Housing	Family Unification Program	Disabled *
# of units vouchers available			1,023	1,392		1,192	200	0	0
# of accessible units									
*includes Non-Elderly Disabled, Mainstream One-Year, Mainstream Five-year, and Nursing Home Transition									

Table 37 – Total Number of Units by Program Type

Alternate Data Source Name:
North Little Rock Housing Authority
Data Source Comments:



Public Housing / Voucher Units

Describe the supply of public housing developments:

Describe the number and physical condition of public housing units in the jurisdiction, including those that are participating in an approved Public Housing Agency Plan:

The North Little Rock Housing Authority operates 1023 public housing units and manages 1392 vouchers. The public housing inventory consists of four elderly/disabled developments, and four family sites. The elderly/disabled sites are high-rise developments, while the family sites are row type houses. The sites were developed during the 1940s-1980s. Some of the properties are obsolete; many of the amenities are out of date and not attractive enough to compete with private industry housing. However, responsive maintenance, management, and affordable rents keep the units in demand for low and very low income families.

Public Housing Condition

Public Housing Development	Average Inspection Score
Campus Towers	92
Eastgate Terrace	86
Hemlock Courts	92
Heritage House	98
S. W. Bowker	98
Silver City Courts	82
Willow House	92
Windemere Hills	90

Table 38 - Public Housing Condition

Describe the restoration and revitalization needs of public housing units in the jurisdiction:

The Housing Authority is aware of the need to substantially rehabilitate or reconstruct the public housing stock. The older stock is obsolete and some are located in environmentally unattractive areas. The most immediate need is updated stock and amenities, including central heat and air, larger energy efficient kitchen appliances, and enhanced security features.

Describe the public housing agency's strategy for improving the living environment of low- and moderate-income families residing in public housing:

The North Little Rock Housing Authority performed physical needs assessments to determine the feasibility of rehabilitation or reconstruction of properties under the Rental Assistance Demonstration (RAD) program. RAD is a central part of HUD's rental housing preservation strategy, which works to preserve the nation's stock of deeply affordable rental housing, promote efficiency within and among HUD programs, and build strong, stable communities. An application was submitted for the entire agency portfolio. The Authority received "Commitment to enter into a Housing Assistance Payment contract" (CHAP) awards for Heritage House/S.W. Bowker, Silver City, Willow House/Campus Towers, and Windemere Hills. The agency has undertaken preliminary steps for a Silver City Courts improvement project.

Discussion:

The North Little Rock Housing Authority's needs and strategies were developed by utilizing tools that monitor and track Authority activities, by obtaining comments and suggestions from residents, and by an analysis of both funding opportunities and constraints.

MA-30 Homeless Facilities and Services – 91.210(c)

Introduction

The City of North Little Rock is an active member of the Little Rock/Central Arkansas Continuum of Care. The HUD data cited as the alternate source below is based on the entire Continuum of Care's reported numbers. There were 120 overflow/voucher emergency beds reported as well, but not reflected in the chart below due to unavailability of a breakdown by the categories listed. In addition, 50 Rapid Re-Housing beds were reported for Veterans, with 24 for households with adult and child, and 26 for adult only. In the Other Permanent Housing Category, which consists of PH-Housing with Services (no disability required for entry) and PH-Housing Only, 328 total beds were reported with 11 for households with adult and child, and 317 for adult only. Of the total 328 beds, 300 were dedicated to serve homeless veterans and their families.

Facilities and Housing Targeted to Homeless Households

	Emergency Shelter Beds		Transitional Housing Beds	Permanent Supportive Housing Beds	
	Year Round Beds (Current & New)	Voucher / Seasonal / Overflow Beds	Current & New	Current & New	Under Development
Households with Adult(s) and Child(ren)	133	0	72	307	0
Households with Only Adults	331	0	269	248	0
Chronically Homeless Households	0	0	0	0	0
Veterans	58	0	113	0	0
Unaccompanied Youth	0	0	14	0	0

Table 39 - Facilities and Housing Targeted to Homeless Households

Alternate Data Source Name:

COC / HMIS / PIT

Data Source Comments: HUD 2015 Continuum of Care Homeless Assistance Programs Housing Inventory Count Report

Describe mainstream services, such as health, mental health, and employment services to the extent those services are used to complement services targeted to homeless persons

Homeless service providers offer a variety of services such as housing, meals, food pantries, clothing, transportation, case management, counseling, job and life skills training. They are continually developing a network and referral system to meet the needs of their clients. Homeless providers coordinate the services they offer with those from mainstream providers, including legal aid, job training, employment services, housing and financial counseling, and healthcare. Many mainstream professionals, such as doctors, nurses, and dentists, volunteer their services for the benefit of the homeless.

List and describe services and facilities that meet the needs of homeless persons, particularly chronically homeless individuals and families, families with children, veterans and their families, and unaccompanied youth. If the services and facilities are listed on screen SP-40 Institutional Delivery Structure or screen MA-35 Special Needs Facilities and Services, describe how these facilities and services specifically address the needs of these populations.

BCD, Inc. - emergency shelter, permanent and permanent supportive housing, treatment, prevention and intervention programs, life skills and career training

Central Arkansas Veterans Healthcare System - emergency shelter, permanent housing, transitional housing, residential rehabilitation programs, case management, service for mentally ill and those with substance abuse disorders

Family Promise of Pulaski County - transitional housing for homeless families with children, meals, transportation, case management

Gaines House - transitional housing for homeless women, supervised environment, meals, life skills training

Get Yourself Together (GYST) Housing Program - permanent and transitional housing, substance abuse treatment programs, legal assistance

Immerse Arkansas - transitional living program for foster youth, support and guidance programs for transition to adulthood

Little Rock Community Mental Health Center - permanent and permanent supportive housing, behavioral health services

Little Rock Compassion Center - emergency shelter, meals, food pantry, clothing, educational program

Our House - emergency shelter, transitional housing, permanent housing, children's programs, workforce and education programs, group therapy, transportation, clothing

River City Ministry - permanent supportive housing, food pantry, hot meals, spiritual counseling, drug/alcohol rehab, medical, dental, vision, and pharmacy services, day resources

Salvation Army - emergency shelter, soup kitchen, clothes

Sober Living - VA transitional housing, drug and alcohol abuse treatment

St. Francis House - transitional housing, rapid rehousing for veterans, food, clothing, prescription drug assistance, health clinic

Union Rescue Mission - emergency shelter, transitional work program, domestic violence, drug and alcohol recovery

Women and Children First - emergency shelter for domestic violence victims, permanent and transitional housing, food, clothing, linens, hygiene items

MA-35 Special Needs Facilities and Services – 91.210(d)

Introduction

Special Needs facilities and services assist categories of persons (see listing below) who are not homeless, but who require supportive housing and programs.

Including the elderly, frail elderly, persons with disabilities (mental, physical, developmental), persons with alcohol or other drug addictions, persons with HIV/AIDS and their families, public housing residents and any other categories the jurisdiction may specify, and describe their supportive housing needs

The supportive housing needs of these categories of special needs populations are varied. See section MA-30 of this Plan for a listing which includes supportive housing providers who are members of the area Continuum of Care. Other nonprofits and service providers are listed below, along with some of the needs they address for the special needs groups in our community:

CareLink – assists elderly, frail elderly, and their caregivers by providing resources and information on programs such as Meals on Wheels for homebound seniors, HomeCare (help with personal and daily needs), respite care, caregiver counseling, Medicare prescription drug counseling, and legal assistance

Recovery Centers of Arkansas – assists persons with substance abuse treatment, including a residential treatment program, an outpatient treatment program, a chemical free recovery residence/housing program, a veterans' administration housing program, court liaison and transportation services

Arkansas Aids Foundation - provides Housing Opportunities for People with AIDS (HOPWA) rental and/or utility assistance for eligible individuals, along with referrals for many other supportive services in order to reduce the risks of homelessness and increase access to appropriate healthcare (The City of North Little Rock does not receive HOPWA funding.)

North Little Rock Housing Authority - public housing inventory includes four developments for the elderly and disabled

Describe programs for ensuring that persons returning from mental and physical health institutions receive appropriate supportive housing

Again, see MA-30 for a listing of facilities and support programs offered in this CoC area. The Continuum of Care has identified the need for discharge planning and rapid re-housing strategies to ensure that persons returning from mental and physical health institutions receive appropriate supportive housing. Programs offered include community intervention assistance such as in-home provision of services; rehabilitative day services which help clients improve management of their illnesses and learn effective daily living, coping and social skills; and residential support and housing programs.

Specify the activities that the jurisdiction plans to undertake during the next year to address the housing and supportive services needs identified in accordance with 91.215(e) with respect to persons who are not homeless but have other special needs. Link to one-year goals. 91.315(e)

For FY2016, the City plans to continue its **Amendment: CDBG** housing rehabilitation programs which include homeowner emergency housing repairs and provision of wheelchair ramps for income eligible residents, including the elderly, to help them preserve their homes so they may continue to reside in them. The City will continue providing support to our CHDO, the Pulaski Neighborhood Alliance For Habitat (PCNAH), for their projects to construct new affordable housing. The City also plans to fund CareLink's Meals on Wheels program, which provides meals to senior citizens. These activities are reflected in the affordable housing and public service goals in our Strategic Plan and FY 2016 Annual Action Plan.

For entitlement/consortia grantees: Specify the activities that the jurisdiction plans to undertake during the next year to address the housing and supportive services needs identified in accordance with 91.215(e) with respect to persons who are not homeless but have other special needs. Link to one-year goals. (91.220(2))

As stated above, Affordable Housing goal related activities include rehabilitation, wheelchair ramps, and new construction. Public Service goal related activities include funding for Meals on Wheels for seniors. These goals and activities are reflected in our FY2016 Annual Action Plan.

MA-40 Barriers to Affordable Housing – 91.210(e)

Negative Effects of Public Policies on Affordable Housing and Residential Investment

There are no known negative effects of public policies on affordable housing and residential investment. Development regulations for the City of North Little Rock were reviewed to determine whether or not they revealed any barriers to affordable housing. Zoning ordinances, development codes, and public policies were examined to reveal any current ordinances or policies that impede fair housing choice. The City’s land development codes and zoning regulations address affordable housing and the provision of making allowances through the code to allow construction of a variety of types of housing, including single family and multifamily housing. Regulations allow unrelated persons to reside in a single family structure and have adequate provisions for group homes and special needs populations.

While the zoning and development policies for the City do not provide incentives for developers to increase the production of affordable housing, and do not provide for reduced fees or expedited permitting and zoning to affordable housing providers, the City has continued to make strides in streamlining the overall development process by encouraging preliminary reviews to expedite the permitting process, and implementing a “One-Stop Shop” for swift issuance of permits.

MA-45 Non-Housing Community Development Assets – 91.215 (f)

Introduction

The Non-Housing Community Development Assets section is used to analyze the economic condition of our jurisdiction. It also includes a review of employment and educational attainment data which compares the abilities of the local workforce to the staffing needs of local businesses.

Economic Development Market Analysis

Business Activity

Business by Sector	Number of Workers	Number of Jobs	Share of Workers %	Share of Jobs %	Jobs less workers %
Agriculture, Mining, Oil & Gas Extraction	110	44	0	0	0
Arts, Entertainment, Accommodations	3,227	5,188	12	15	3
Construction	1,561	2,192	6	6	0
Education and Health Care Services	7,234	5,541	26	16	-10
Finance, Insurance, and Real Estate	2,082	1,805	8	5	-3
Information	698	385	3	1	-2
Manufacturing	1,814	1,995	7	6	-1
Other Services	1,149	1,178	4	3	-1
Professional, Scientific, Management Services	2,344	2,474	9	7	-2
Public Administration	1,649	0	6	0	-6
Retail Trade	3,456	6,217	13	18	5
Transportation and Warehousing	1,382	2,996	5	9	4
Wholesale Trade	840	3,889	3	11	8
Total	27,546	33,904	--	--	--

Table 40 - Business Activity

Alternate Data Source Name:

2008-2012 ACS

Data Source Comments: 2008-2012 ACS(WORKERS),2012 LONGITUDINAL EMPLOYER-HOUSEHOLD DYNAMICS(JOBS)

Labor Force

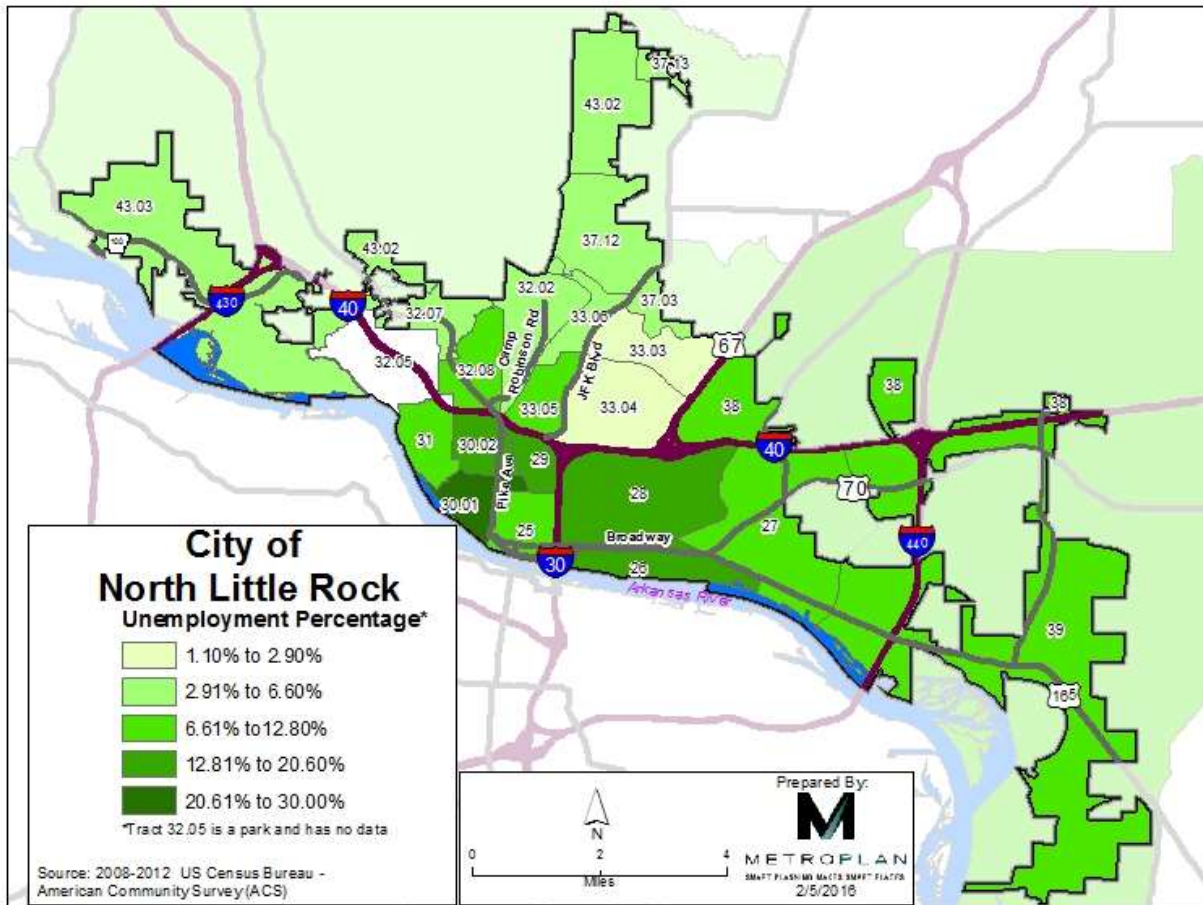
Total Population in the Civilian Labor Force	30,149
Civilian Employed Population 16 years and over	27,546
Unemployment Rate	8.63
Unemployment Rate for Ages 16-24	26.12
Unemployment Rate for Ages 25-65	5.58

Table 41 - Labor Force

Alternate Data Source Name:

2008-2012 ACS

Data Source Comments:



Percent Unemployment

Occupations by Sector	Number of People
Management, business and financial	5,660
Farming, fisheries and forestry occupations	1,012
Service	3,153
Sales and office	7,177
Construction, extraction, maintenance and repair	2,039
Production, transportation and material moving	1,788

Table 42 – Occupations by Sector

Alternate Data Source Name:

2008-2012 ACS

Data Source Comments:

Travel Time

Travel Time	Number	Percentage
< 30 Minutes	22,429	83%
30-59 Minutes	3,818	14%
60 or More Minutes	653	2%
Total	26,900	100%

Table 43 - Travel Time

Alternate Data Source Name:

2008-2012 ACS

Data Source Comments:

Education:

Educational Attainment by Employment Status (Population 16 and Older)

Educational Attainment	In Labor Force		Not in Labor Force
	Civilian Employed	Unemployed	
Less than high school graduate	1,340	453	1,195
High school graduate (includes equivalency)	6,219	739	2,995
Some college or Associate's degree	8,026	529	2,857
Bachelor's degree or higher	7,560	152	1,250

Table 44 - Educational Attainment by Employment Status

Alternate Data Source Name:

2008-2012 ACS

Data Source Comments:

Educational Attainment by Age

	Age				
	18–24 yrs	25–34 yrs	35–44 yrs	45–65 yrs	65+ yrs
Less than 9th grade	129	189	90	473	742
9th to 12th grade, no diploma	808	831	534	871	989
High school graduate, GED, or alternative	1,708	2,797	2,608	4,609	2,941
Some college, no degree	2,009	2,489	2,358	4,467	1,560
Associate's degree	243	848	366	961	200
Bachelor's degree	305	1,999	1,521	2,733	992
Graduate or professional degree	23	879	576	1,358	557

Table 45 - Educational Attainment by Age

Alternate Data Source Name:

2008-2012 ACS

Data Source Comments:

Educational Attainment – Median Earnings in the Past 12 Months

Educational Attainment	Median Earnings in the Past 12 Months
Less than high school graduate	15,939
High school graduate (includes equivalency)	22,113
Some college or Associate's degree	31,541
Bachelor's degree	40,482
Graduate or professional degree	54,419

Table 46 – Median Earnings in the Past 12 Months

Alternate Data Source Name:

2008-2012 ACS

Data Source Comments:

Based on the Business Activity table above, what are the major employment sectors within your jurisdiction?

The Education and Health Care Services sector and Retail Trade sector are the major employment sectors in the City of North Little Rock.

Describe the workforce and infrastructure needs of the business community:

North Little Rock employers in all sectors continue to struggle with finding entry and middle skill level employees who possess basic workplace competencies. Communication, customer service, conflict resolution, and teamwork are areas which employers indicate are in short supply with many applicants who are otherwise employable. Most employers indicate a willingness to train new-hires for company-specific skills but prospective employees with inherent and proven soft skills are becoming harder to find. This particular workforce need can be addressed through short-term employability training programs.

Describe any major changes that may have an economic impact, such as planned local or regional public or private sector investments or initiatives that have affected or may affect job and business growth opportunities during the planning period. Describe any needs for workforce development, business support or infrastructure these changes may create.

Two key developments in North Little Rock are the \$60 million expansion and relocation of Ben E. Keith Mid-South and the new \$24 million Central Arkansas Veterans Home. Both of these projects will result in new demand for qualified employees, and will require significant new-hire and incumbent worker training. The Ben E. Keith location will create a large number of new positions requiring highly-skilled technicians to manage and operate their new state-of-the-art warehousing and distribution operation. Completion of their new distribution center is anticipated in spring of 2017. The U. S. Department of Commerce's Economic Development Administration (EDA) has approved an application for a \$1.5 million EDA investment to purchase generators and other equipment to make energy related infrastructure improvements that will add capacity to serve this facility and also other existing and future businesses in the area. Aided by federal and state funding, the Veterans Home is scheduled for completion by late 2016 or early 2017. Many new positions will be created for nursing and allied health clinicians.

As part of its continuing efforts to aggressively pursue economic development prospects and foster an environment that is welcoming to new businesses, the City is a strong supporter of the Arkansas Regional Innovation Hub. The Hub is a nonprofit organization located in the Argenta district of downtown North Little Rock. It is dedicated to creating a collaborative system that mobilizes resources, programs, and educational opportunities necessary to develop, attract, and retain talent, in order to boost entrepreneurship and build the economy.

The City also supports the Argenta Downtown Council (ADC), which is committed to providing an environment for economic development to occur by supporting local business and developing programs to create secure, well-managed and welcoming areas. The ADC served as ambassador to stakeholders and business owners during development of the Argenta District Master Plan which was adopted by the City for the downtown area. The plan has established a model for how North Little Rock can revitalize other aging districts in a way that is environmentally, socially, and economically sustainable.

In late 2013, Metroplan, in conjunction with the U. S. Department of Housing and Urban Development (HUD), announced that the City would receive Jump Start Planning Grants for two neighborhoods, Levy and Park Hill. These areas were selected by the Imagine Central Arkansas Partners (ICAP) to receive federal funding, which provided individual consultant-led planning assistance to build specific redevelopment plans that include market analyses, form based development codes, and guidance on infrastructure investments. Jump Start identifies development patterns that can generate more tax revenue and fewer public expenses per acre, making areas more sustainable over time.

How do the skills and education of the current workforce correspond to employment opportunities in the jurisdiction?

North Little Rock (along with the entire central Arkansas region) is experiencing a shortage of prospective employees with middle skills in all sectors. Advanced manufacturing, hospitality, steel fabrication / welding, health care, and information services sectors all have difficulty achieving adequate staffing levels to match market demands. Fewer residents are choosing technical training (less than a four-year degree) despite the excellent career and earnings potential associated with becoming a well-trained specialist in any of those high demand sectors.

Describe any current workforce training initiatives, including those supported by Workforce Investment Boards, community colleges and other organizations. Describe how these efforts will support the jurisdiction's Consolidated Plan.

In 2012, the North Little Rock School District began the process of rebuilding the district through a massive capital improvements project that was a combination of new construction, renovations and consolidation of facilities. This state of the art education community will provide equal opportunities and resources for learning for all North Little Rock students. North Little Rock School District and Pulaski Technical College in North Little Rock are partnering to provide career-readiness training with seamless transition from middle school through the Associate Degree level. Beginning in the fall of 2016, the school district will begin offering introductory classes related to advanced manufacturing. Those classes align with and directly articulate to the college-level industrial technology degree and career pathways at the college. By exposing the concepts and benefits of skilled trade options to students at the middle school and high school level, higher numbers of high school and college graduates from these programs are likely to pursue careers in these fields. In subsequent years, additional curricular areas will be offered, including transportation, distribution, and logistics.

Pulaski Technical College participates in the Career Pathways Initiative Program which is a statewide initiative providing financial assistance and support to eligible parents wishing to increase their education in order to pursue high-demand/high wage careers. The program is designed to target workforce needs in this area and to provide services which improve employment and prospects for low income adults. Pulaski Tech administers Veterans Upward Bound, which is a federally funded program designed to assist qualified veterans in achieving their academic goals by helping to prepare them to apply to a postsecondary school.

The Central Arkansas Planning and Development District (CAPDD) manages the Arkansas Workforce Centers for a six-county area in Central Arkansas. Pulaski County's Workforce Center is located in North Little Rock. CAPDD operates the Workforce Innovation and Opportunity Act (WIOA) program, funded by the Arkansas Department of Workforce Services, which provides core, intensive and training services to adults, dislocated workers, and youth.

The Arkansas Regional Innovation Hub's Innovation Center in North Little Rock has four components: The Launch Pad, which is a makerspace with cutting edge equipment and technology; The STEAM Lab, which is a Science, Technology, Engineering, and Math (STEM) classroom and laboratory; The Silver Mine, which is a co-working space for entrepreneurs and start-up incubation; and The Art Connection, which is a work program for high school students that develops leadership and innovation through hands-on training in the visual arts industry.

Does your jurisdiction participate in a Comprehensive Economic Development Strategy (CEDS)?

Yes

If so, what economic development initiatives are you undertaking that may be coordinated with the Consolidated Plan? If not, describe other local/regional plans or initiatives that impact economic growth.

Economic and community development opportunities outlined in the Central Arkansas Planning and Development District, Inc. (CAPDD) 2009 Comprehensive Economic Development Strategy include:

- Assist in the creation of and expansion of available jobs at existing industrial facilities; upgrade skill levels and wages offered by industrial firms.
- Promote industrial development and job expansion within area growth centers.
- Continue to pursue development and expansion of industrial parks and sites in communities/counties.
- Assist in providing water and sewer facilities to existing and new industrial areas.
- Pursue funding assistance when needed to encourage utilization of existing parks, sites, and facilities.
- Expand the role of small businesses in the economy.
- Provide necessary capital to expand local businesses and increase new jobs to the economy.
- Assist in the stabilization of small business in down-size or closing situations.
- Encourage export promotion and program development for area manufacturers.
- Encourage retail and services development in centers of population.
- Utilize the CAPDD revolving loan fund to provide start-up capital for small businessmen and small farmers, minorities, and women.

- Encourage use of municipal/county bonding authority for development purpose when the good of the public is served.
- Encourage utilization of the Arkansas Development Finance Authority, Arkansas Capital Corporation, and the Arkansas Community and Economic Development - Economic Set-Aside Program.
- Provide management assistance to new and small businesspersons.
- Continue to upgrade the basic quality of the federal, state, and the county/city highway network.
- Develop public transit service as an alternative to private transportation, providing service for commuters, elderly, handicapped, and lower income residents.
- Maintain and/or expand the existing level of rail service in the District.
- Continue to improve airport facilities of the District. Priority emphasis will be placed on those facilities which provide job creation.
- Assist in the development of adequate water systems to serve all cities and rural areas by locating resources and providing technical assistance.
- Assist in the development and/or improvement of municipal wastewater treatment and collection systems by locating resources and providing technical assistance.
- Support solid waste, composting, and recycling educational programs.
- Support improvement of local law enforcement programs.
- Attract more medical professionals, and facilities to the District.
- Expand the nutrition, health care, and other social services programs provided to the elderly.
- Assist in the development and expansion of fire protection in all areas.
- Assist in improving the overall conditions of housing stock through new construction and substantial rehabilitation efforts.
- Promote affordable housing units for low to moderate income persons and families.
- Assist in increasing the availability of housing for the elderly and the handicapped.
- Promote and expand tourism and recreation facilities in all areas of the District.
- Prepare county and city road improvement programs which emphasize prioritization of major improvements, establishment of better maintenance procedures, and upgrading of unpaved roads.

Discussion

The City of North Little Rock, the North Little Rock Chamber of Commerce, and the North Little Rock Economic Development Corporation continually promote and foster economic development and emphasize "quality of life" as an integral component.

MA-50 Needs and Market Analysis Discussion

Are there areas where households with multiple housing problems are concentrated? (include a definition of "concentration")

A little over 34% of households reported one housing problem or condition. Less than 2% of households reported multiple housing problems. Census tracts where over 50% of the households reported one housing problem were 26 and 28 in the central part of the City between the Arkansas River and I-40, and 30.01 in the Baring Cross area. These three tracts have several characteristics in common: high rates of cost burden, aging housing stock, high minority (Black/African American) populations, low median incomes, low home values, higher vacancy rates, and over 60% renter occupied with the areas being those affordable to persons earning 30-50% AMI. Tract 38 in the East McCain area also had a high rate of housing conditions reported but consists of only 200 households so the problems are not as widespread. A large percentage of the housing units were built prior to 1949.

Are there any areas in the jurisdiction where racial or ethnic minorities or low-income families are concentrated? (include a definition of "concentration")

A concentration is defined as any tract where the population of any group is ten percent more than the citywide proportion. According to 2008-2012 ACS data, the Black/African American population in North Little Rock was 40.7%. Census tracts with the percentages of close to 50 or more Black/African American households were 26, 27, 28, 29, 30.01, 30.02, and 31 which are located in the mid-central part of the City, and 38 in the East McCain area. Although the Hispanic population has increased in North Little Rock, it was still relatively small at 6.2%. The attached map reflects several small clusters, but the census tracts showing concentrations of Hispanic households were 32.02 and 32.08, roughly bordered by Pike and Camp Robinson. The poverty rate in North Little Rock was 22.45% in 2012. Tracts 28, 30.01, 30.02, 32.08 and 38 reflect concentrations of low income households.

The City's Analysis of Impediments report identified three census tracts in the central area of the City that meet HUD's Racially and Ethnically Concentrated Areas of Poverty (RCAP/ECAP) criteria. These are areas or census tracts comprised of 50% or greater minority populations, with three times or more the poverty level of the Metropolitan Statistical Area (MSA), and historical concentrations of public and assisted housing.

What are the characteristics of the market in these areas/neighborhoods?

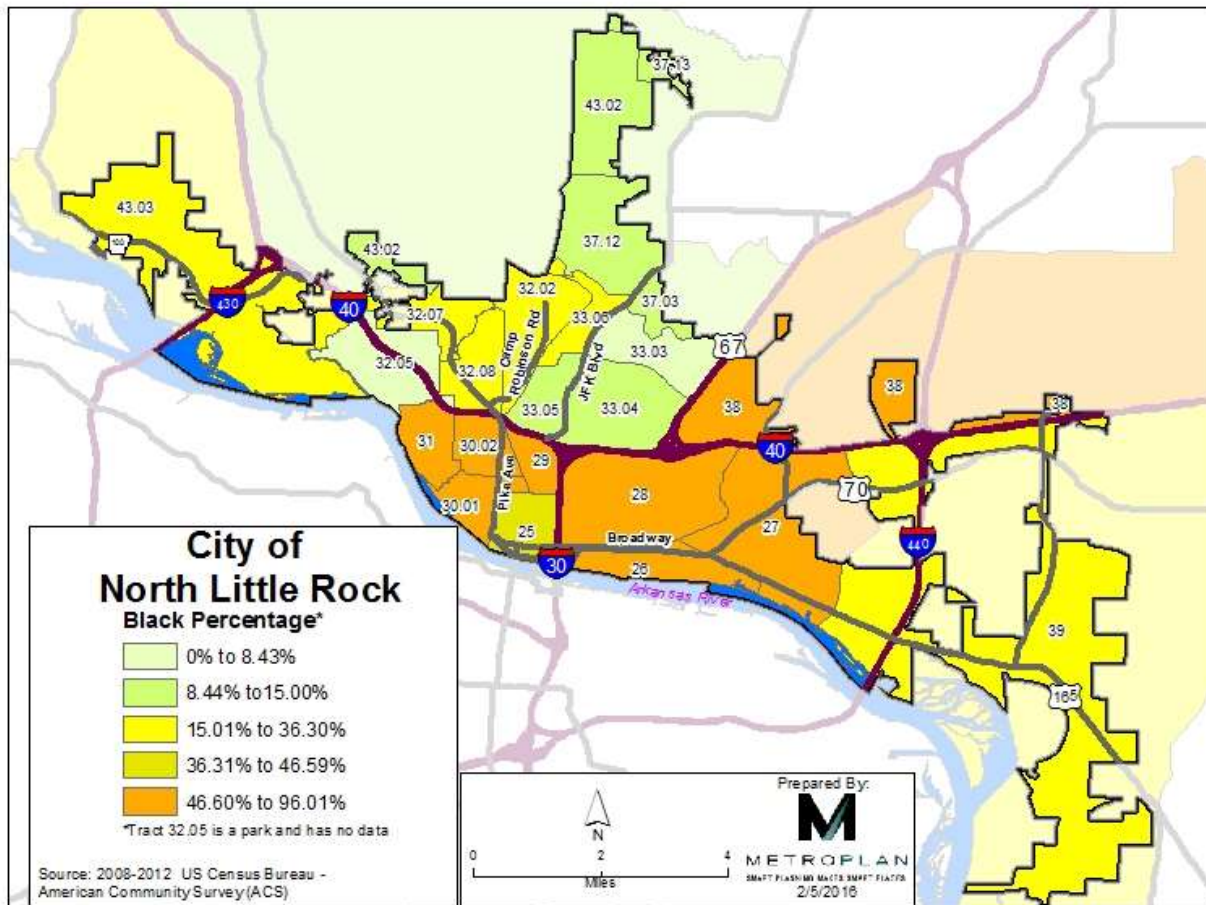
These areas/neighborhoods are some of the oldest in the City, and contain some of the lowest cost housing. Unemployment rates and poverty rates are high in these areas, and therefore cost burden is great.

Are there any community assets in these areas/neighborhoods?

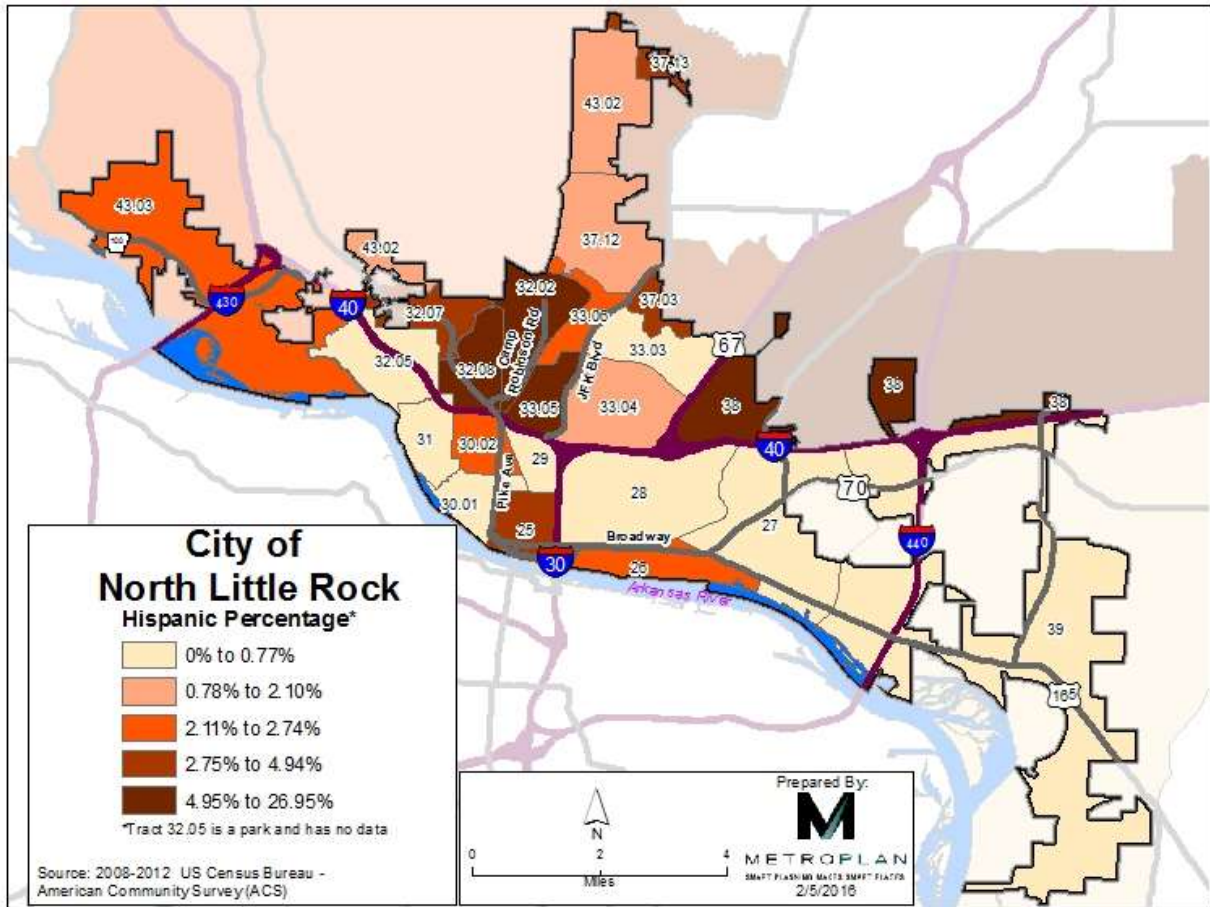
There are parks and community centers within these areas/neighborhoods.

Are there other strategic opportunities in any of these areas?

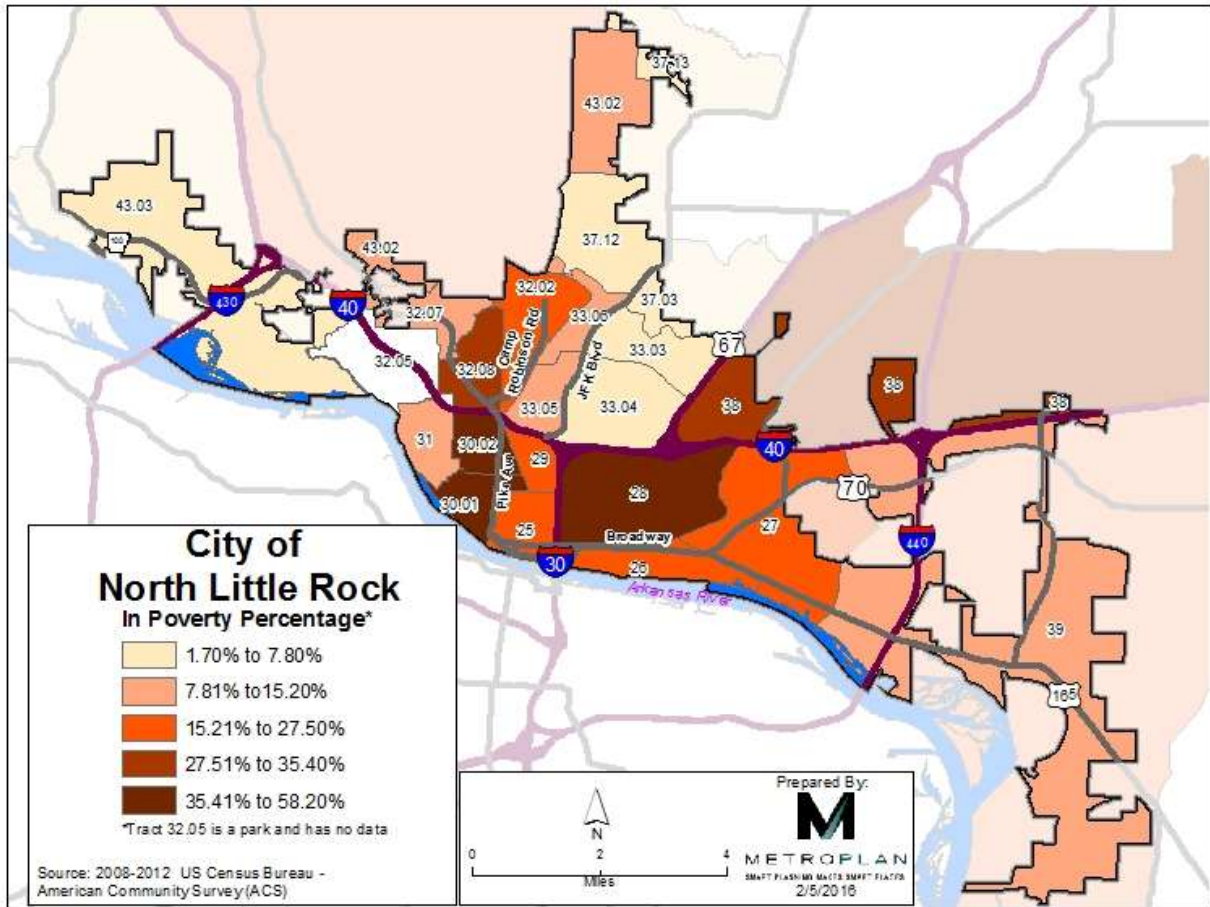
The City continues its strategy of utilizing CDBG funds for drainage, street and sidewalk improvements in eligible low income areas to preserve the infrastructure in these neighborhoods. Code officers continue their efforts to safeguard the general welfare of the public and to maintain these neighborhoods through enforcement of parking regulations, resolution of property maintenance issues, and nuisance abatement. Demolition of blighted and/or condemned structures leaves green space and vacant lots, which may provide opportunities for investors and developers to redevelop these areas.



Percent Black African American



Percent Hispanic



Percent in Poverty

Strategic Plan

SP-05 Overview

Strategic Plan Overview

The priority needs for housing and non-housing community development efforts were determined using data presented in the Needs Assessment and Market Analysis of this Plan, and through public hearings, surveys, consultation with City staff and consultation with service providers serving low and moderate income residents of North Little Rock. Objectives for the consolidated planning period were organized into broad categories as follows: improve the condition and increase the availability of decent affordable housing for low to moderate income persons, foster suitable living environments and address non-housing community development needs, and stabilize living environments and improve well-being of economically disadvantaged residents.

SP-10 Geographic Priorities – 91.215 (a)(1)

Geographic Area

Table 47 - Geographic Priority Areas

1	Area Name:	CDBG ELIGIBLE AREA
	Area Type:	Local Target area
	Other Target Area Description:	
	HUD Approval Date:	
	% of Low/ Mod:	
	Revitalization Type:	Other
	Other Revitalization Description:	HOUSING, REHABILITATION, PUBLIC SERVICE
	Identify the neighborhood boundaries for this target area.	The CDBG Eligible Area Target Area includes CDBG eligible census tracts or block groups, which are defined as having at least 51% of their population earning below 80% of median income. The CDBG Eligible Area Target Area is loosely bounded by Interstate 40 on the North, Fort Roots on the West, the Arkansas River on the South and Central Airport Road near I-440 on the East. Any eligible tracts or block groups within the City limits are considered part of this target area.
	Include specific housing and commercial characteristics of this target area.	This target area includes mostly older housing stock that is in need of repair and maintenance. Commercial characteristics of this area include small businesses, many mom and pop, which are also aging.
	How did your consultation and citizen participation process help you to identify this neighborhood as a target area?	Consultation with local service providers regarding the areas most served and of most need along with comments received from citizens and neighborhood groups and leaders identified this area as a target area. Over 51% of this area's population is low income, and Community Development Agency staff is also aware of the number of requests for assistance that come from these neighborhoods.
Identify the needs in this target area.	Infrastructure improvements, affordable housing, housing rehabilitation, public facilities and public service activities and assistance for elderly, disabled, substance abusers, at risk youth, and homeless.	

	What are the opportunities for improvement in this target area?	Opportunities include street, sidewalk, and drainage improvements, construction of new affordable housing, housing rehabilitation and emergency home repair assistance, and funding of public facility/public service activities for those in need.
	Are there barriers to improvement in this target area?	Lack of funding is a barrier to improvement. The City's housing programs are geared towards owner-occupied properties. Poor and aging condition of rental properties that are not maintained can be considered a barrier to overall improvement of area.
2	Area Name:	CITYWIDE
	Area Type:	OTHER
	Other Target Area Description:	OTHER
	HUD Approval Date:	
	% of Low/ Mod:	
	Revitalization Type:	
	Other Revitalization Description:	
	Identify the neighborhood boundaries for this target area.	This target area encompasses the entire city in order to serve any citizen who is eligible based on income.
	Include specific housing and commercial characteristics of this target area.	Area is citywide so characteristics would be meeting criteria to qualify for programs or activities based on income.
	How did your consultation and citizen participation process help you to identify this neighborhood as a target area?	All citizens had an opportunity to join the participation process. Consultation with service providers and agencies confirmed need for citywide programs as there are citizens in every neighborhood that fall in the eligible income bracket.
	Identify the needs in this target area.	The needs of income eligible applicants in this citywide area would include housing, rehabilitation, emergency home repairs and public services.
	What are the opportunities for improvement in this target area?	Opportunities for improvement in this area would be increasing awareness of programs and activities for eligible residents.
Are there barriers to improvement in this target area?	Lack of adequate funding is a major barrier.	

General Allocation Priorities

Describe the basis for allocating investments geographically within the jurisdiction (or within the EMSA for HOPWA)

Investments will be allocated based on responses to grant program opportunities and funding availability. Housing programs will be offered citywide as an individual benefit to low and moderate income residents of North Little Rock. Infrastructure projects will be targeted to CDBG eligible areas. Public facility activities may be offered in CDBG eligible areas or to those facilities with qualifying LMI clientele. Public services may be offered in low to moderate income areas or to all qualified residents of the City.

Activities of the City's CHDO, Pulaski County Neighborhood Alliance for Habitat, will focus on income eligible applicants within its respective neighborhood target area.

SP-25 Priority Needs - 91.215(a)(2)

Priority Needs

Table 48 – Priority Needs Summary

2	Priority Need Name	Affordable Housing - Rehabilitation / Development Amendment: Affordable Housing priority need has moved to #2 in sort order due to change in allocation priorities. Focus will be adjusted to address Affordable Housing needs only through new Development of housing for low income homebuyers.
	Priority Level	High
	Population	Extremely Low Low Moderate Large Families Families with Children Elderly Elderly Frail Elderly Persons with Physical Disabilities
	Geographic Areas Affected	OTHER
	Associated Goals	Affordable Housing - Rehabilitation / Development
	Description	Programs that offer affordable housing opportunities: rehabilitation activities including emergency home repairs, weatherization, and housing rehabilitation to low to moderate income homeowners, volunteer assisted rehabilitation including handicapped ramps to low to moderate income residents in need and new home construction activities through a Community Housing Development Organization (CHDO) for low to moderate income homebuyers. Amendment: Focus will be adjusted to address Affordable Housing needs only through programs that develop newly-constructed housing for low income homebuyers.

	Basis for Relative Priority	The City encouraged comments from citizens at public hearings. Surveys requesting ranking of priority of needs were made available to the community through the public hearings, on the City's website, on Facebook, and through direct mail-out to neighborhood organization leaders. Consultations were conducted with local service providers. The Consolidated Plan priorities were established by evaluating public comments, survey results, data and statistics provided by HUD, and City staff input and analysis.
1	Priority Need Name	Public Improvements - Infrastructure / Facilities Amendment: Public Improvements priority need has moved to #1 in sort order due to change in allocation priorities.
	Priority Level	High
	Population	Extremely Low Low Moderate Middle Large Families Families with Children Elderly Public Housing Residents Individuals Non-housing Community Development
	Geographic Areas Affected	CDBG ELIGIBLE AREA
	Associated Goals	Public Improvements - Infrastructure / Facilities
	Description	Preservation and revitalization of CDBG eligible area neighborhoods through public improvements. Infrastructure improvements to include streets, curbs, gutters, drainage systems, and sidewalks. Improvements, repairs, and or development of public facilities serving low to moderate income residents. Specific types of facility needs indicated by citizen comments and survey responses included park and recreational, youth-based, senior-based, homeless, health and mental health, and substance abuse treatment facilities.

	Basis for Relative Priority	The City encouraged comments from citizens and neighborhood groups at public hearings. Surveys requesting ranking of priority of neighborhood needs were made available to the community at the public hearings, on the City's website, on Facebook, and through direct mail-out to neighborhood organization leaders and other interested parties. The Consolidated Plan priorities were established by evaluating public comments, consultations, survey results, data and statistics provided by HUD, and City staff input and analysis.
3	Priority Need Name	Public Services
	Priority Level	High
	Population	Extremely Low Low Moderate Large Families Families with Children Elderly Public Housing Residents Chronic Homelessness Individuals Families with Children Mentally Ill Chronic Substance Abuse veterans Persons with HIV/AIDS Victims of Domestic Violence Unaccompanied Youth Elderly Frail Elderly Persons with Mental Disabilities Persons with Physical Disabilities Persons with Developmental Disabilities Persons with Alcohol or Other Addictions Persons with HIV/AIDS and their Families Victims of Domestic Violence Non-housing Community Development
	Geographic Areas Affected	OTHER

	Associated Goals	Public Services
	Description	Support for public service activities provided by nonprofit organizations for the benefit of low to moderate income residents of North Little Rock. Areas of need indicated in public hearings and survey responses included youth, elderly, homeless, and citizens with special needs.
	Basis for Relative Priority	The City encouraged comments from citizens at public hearings. Surveys requesting ranking of priority of needs were made available to the community through the public hearings, on the City's website, on Facebook, and through direct mail-out to neighborhood organization leaders. The Consolidated Plan priorities were established by evaluating public comments, survey results, consultations, data and statistics provided by HUD, and City staff input and analysis.
4	Priority Need Name	Administration
	Priority Level	High
	Population	Other
	Geographic Areas Affected	CDBG ELIGIBLE AREA OTHER
	Associated Goals	Administration
	Description	Planning, administration, and oversight of CDBG and HOME grant programs.
	Basis for Relative Priority	Planning, administration, and oversight activities required to manage CDBG and HOME programs.

Narrative (Optional)

The Plan's needs assessment identified a wide range of needs related to affordable housing, non-housing community development, special needs, and homelessness. The Plan develops goals, determines objectives, and describes anticipated outcomes to address many of these issues. However, limited grant allocations preclude funding projects and activities for all identified needs. For the objectives listed below which are not funded through this Consolidated Plan and Annual Action Plan, rather than financial assistance, the City can provide support through coordination and collaboration of efforts with partner agencies.

Goal: Affordable Housing – Rehabilitation / Development

Amendment: The goal of Affordable Housing through Rehabilitation will be addressed only for FY2016 through the use of CDBG funds. Due to rising labor and material costs, administrative costs, budgetary constraints, and decrease in demand, CDBG estimated rehabilitation funding for the remaining four years of the plan will be reallocated to increase estimated funding for street and drainage projects in low to moderate income areas of the City. This represents a change in allocation priorities between the goals of Affordable Housing and Public Improvements, both of which were originally identified and categorized as high priority needs in this Consolidated Plan.

Also, the original Consolidated Plan anticipated the use of HOME funds to meet the Affordable Housing goal through both rehabilitation and development. However, the City reached the end of its Homeowner Rehabilitation waiting list earlier than anticipated and the program ended. The HOME rehabilitation allocations and estimates in the original Plan will be reallocated to increase the original allocations and estimates to the Community Housing Development Organizations (CHDOs) program for development of new affordable housing.

Objective: Improve the condition and increase the availability of decent affordable housing for low to moderate income persons.

- Maintain affordability of existing homeowner housing through housing rehabilitation programs. **Amendment: Maintain affordability of existing homeowner housing through CDBG housing rehabilitation programs with FY2016 funding only.**
- Increase affordability options for low to moderate income homebuyers by developing affordable housing units.
- Support North Little Rock Housing Authority (NLRHA) efforts to modernize stock, work with landlords to identify housing opportunities, and maintain and expand Housing Choice Voucher Homeownership, Family Self-Sufficiency (FSS), and other program initiatives.
- Support private and nonprofit developers in identifying opportunities to utilize Low Income Housing Tax Credits (LIHTC) for the construction of assisted rental housing for low income families and seniors.
- Support alternative housing assistance efforts such as faith-based initiatives, volunteer housing assistance programs, self-help and neighborhood group empowerment programs.

- Support and help facilitate access to lenders or programs offering subsidy, down payment or closing cost assistance to homebuyers.
- Support Continuum of Care efforts, including an increase in inventory of permanent housing units for the homeless and permanent supportive housing units for special needs populations

Goal: Public Improvements – Infrastructure / Facilities

Objective: Foster suitable living environments and address non-housing community development needs.

- Sustain and revitalize low to moderate income neighborhoods with infrastructure improvements including streets, drainage, and sidewalks.
- Improve public facilities to enhance neighborhoods by serving low to moderate income populations, including homeless, special needs, youth, and elderly.
- Support the City’s Fit 2 Live initiative to create environments that empower the community to adopt healthy life choices, such as community gardens.

Goal: Public Services

Objective: Stabilize living environments and improve well-being of economically disadvantaged residents.

- Provide availability and accessibility of public services geared toward the benefit and security of at-risk youth, seniors, special needs, homeless and other low income populations.
- Support coordination and collaboration with service providers and Continuum of Care members.
- Support nonprofit efforts to expand their funding sources through certificates of consistency with the Consolidated Plan.
- Support economic development, job development, and workforce training efforts.

Administer, plan, and monitor CDBG and HOME grant programs to ensure anticipated outcomes and performance measures and compliance with all regulations. Continue to assess, and support other needs including awareness and promotion of fair housing, removal of barriers to affordable housing and lead-based paint hazards, and an anti-poverty strategy.

SP-30 Influence of Market Conditions – 91.215 (b)

Influence of Market Conditions

Affordable Housing Type	Market Characteristics that will influence the use of funds available for housing type
Tenant Based Rental Assistance (TBRA)	Funding recommendations for TBRA are not included in this Consolidated Plan. While 2008-2012 CHAS data indicated cost burden was the predominant housing problem among low income renters, the Housing Authority’s plan includes strategies to address that issue such as maximizing the number of affordable units within current housing resources, continuing to improve the quality of housing stock, and adopting rent policies such as the Family Self-Sufficiency (FSS) program to assist families with developing tools to access increased or additional income streams and to support and encourage work.
TBRA for Non-Homeless Special Needs	Funding recommendations for TBRA for non-homeless special needs are not included in this Consolidated Plan. While the Housing Authority has identified a need for “elderly only” housing, as the elderly are often hesitant to live in housing that accommodates younger residents due to safety concerns, the HA is planning to submit an application to designate at least one of their developments as an “elderly only” site.
New Unit Production	Funding for new unit production is allocated in this Plan through the use of HOME funds designated for construction of new affordable homes by the City’s CHDO. Priority needs of adding affordable housing for low and moderate income households, and increasing homeownership in neighborhoods to revitalize areas were identified through survey responses and City staff input and research.
Rehabilitation	Funding allocations for homeowner rehabilitation activities are included in this Consolidated Plan. Aging and deteriorating housing stock issues coupled with housing cost burden problems of low to moderate income residents present a priority need for rehabilitation and emergency home repair activities, as identified through survey responses, public hearing comments and City staff input. Amendment: Over the past year, the Community Development Agency (CDA) has noted a decrease in demand through the lessening number of applications received for rehabilitation assistance, even with increased outreach efforts to notify residents and neighborhood groups of available programs. CDA also noted rising labor and material costs with rehabilitation programs. Therefore, only FY2016 CDBG funding was allocated and utilized for homeowner rehabilitation programs.

Affordable Housing Type	Market Characteristics that will influence the use of funds available for housing type
Acquisition, including preservation	Funding for acquisition of existing unit activities is not included in this Plan. Due to limited funding, the only acquisition activities recommended are of vacant lots and/or blighted structures for the purpose of new construction of affordable housing by the City's CHDO. Elimination of blight was established as a need through survey responses and City staff input.

Table 49 – Influence of Market Conditions

SP-35 Anticipated Resources - 91.215(a)(4), 91.220(c)(1,2)

Introduction

The City of North Little Rock anticipates receiving Community Development Block Grants (CDBG) and HOME Investment Partnership Grants (HOME) annually over the course of the 2016-2020 Consolidated Plan. Only the "Expected Amount Available Year 1" annual allocations for each grant shown below are actual amounts specified by HUD. All other amounts shown are estimates. Over the past 5 years, 2011-2015, the City's CDBG allocation decreased by 21%, and the HOME allocation decreased by 35.4%. Estimated amounts for each grant for remaining four years of Plan shown below were calculated using these same percentages, respectively. Program income figure shown for CDBG is also an estimate.

Anticipated Resources

Program	Source of Funds	Uses of Funds	Expected Amount Available Year 1				Expected Amount Available Reminder of ConPlan \$	Narrative Description
			Annual Allocation: \$	Program Income: \$	Prior Year Resources: \$	Total: \$		
CDBG	public - federal	Acquisition Admin and Planning Economic Development Housing Public Improvements Public Services	530,934	180	0	531,114	1,844,996	Planned activities to be funded: public infrastructure/public facility improvements, housing rehabilitation Amendment: for FY2016 only , public services, administration and planning.

Program	Source of Funds	Uses of Funds	Expected Amount Available Year 1				Expected Amount Available Reminder of ConPlan \$	Narrative Description
			Annual Allocation: \$	Program Income: \$	Prior Year Resources: \$	Total: \$		
HOME	public - federal	Acquisition Homebuyer assistance Homeowner rehab Multifamily rental new construction Multifamily rental rehab New construction for ownership TBRA	208,948	0	0	208,948	647,400	Planned activities to be funded: housing construction, housing rehabilitation Amendment: remove housing rehabilitation , administration and planning.

Table 50 - Anticipated Resources

Explain how federal funds will leverage those additional resources (private, state and local funds), including a description of how matching requirements will be satisfied

The City attempts to allocate drainage funds per Ward each year which the aldermen may allocate to needed drainage and street improvement projects in their elected areas. These funds may be used to supplement CDBG public infrastructure activities. On proposals for CDBG funding for nonprofit organizations, the City will require an equity investment in the projects by the applicants. Construction of new affordable housing units by Community Housing Development Organization (CHDO) may be partially funded from CHDO's accrued Neighborhood Stabilization Program 2 (NSP2) program income, accrued CHDO proceeds, or other sources of funds such as the Federal Home Loan Bank, area banks, and/or private donations. Matching funds requirements for the HOME program will be satisfied with private donations and volunteer hours provided to the CHDO and nonprofit organizations such as Habitat for Humanity.

If appropriate, describe publically owned land or property located within the jurisdiction that may be used to address the needs identified in the plan

In 2012, the City of North Little Rock entered into an agreement with the City of Little Rock to co-fund the purchase, renovation, and subsequent annual operating budgets of the Jericho Way Resource Center. The Center opened in 2013. This homeless day shelter, while operated in Little Rock, serves both cities and identifies and provides the homeless with services such as meals, clothing, showers, transportation, case management, job counseling, internet access, housing assistance, and daytime shelter.

The City offers 34 neighborhood parks, including Burns Park, one of the largest municipal parks in the country. Four of our parks are home to community centers: Glenview, North Heights, Rose City, and Sherman Park. Our fifth center, North Little Rock Community Center, is also a fitness center. It has served as a heat relief center during hot summer months for residents who may not have a cool place to stay during the day when the heat index reaches dangerous levels. Various community centers have served as public hearing locations.

Discussion

The Annual Action Plan, which is included in this document, will detail activities to be funded with our 2016 allocation.

SP-40 Institutional Delivery Structure – 91.215(k)

Explain the institutional structure through which the jurisdiction will carry out its consolidated plan including private industry, non-profit organizations, and public institutions.

Responsible Entity	Responsible Entity Type	Role	Geographic Area Served
NORTH LITTLE ROCK	Government	Economic Development Homelessness Non-homeless special needs Ownership Planning Public Housing Rental neighborhood improvements public facilities public services	Jurisdiction
HOUSING AUTHORITY OF THE CITY OF NORTH LITTLE ROCK	PHA	Public Housing	Jurisdiction
CENTRAL ARKANSAS TEAM CARE FOR THE HOMELESS (CATCH)	Continuum of care	Homelessness Non-homeless special needs	Region
PULASKI COUNTY NEIGHBORHOOD ALLIANCE FOR HABITAT	CHDO	Ownership	Jurisdiction
NORTH LITTLE ROCK BOYS & GIRLS CLUB	Non-profit organizations	Non-homeless special needs public services	Jurisdiction
CARELINK/CENTRAL AR AREA AGENCY ON AGING	Non-profit organizations	Non-homeless special needs public services	Jurisdiction
RIVER CITY MINISTRY OF PULASKI COUNTY	Non-profit organizations	Homelessness	Jurisdiction

Table 51 - Institutional Delivery Structure

Assess of Strengths and Gaps in the Institutional Delivery System

The City of North Little Rock has many years of experience in managing CDBG and HOME grants. Through review of each year's CAPER, HUD has consistently determined that the City has met its performance objectives and goals, and that the City has the capacity to continue effective administration of its grant programs. A major strength would be the City's proven ability to partner with local agencies as warranted to align services needed by the community. The lack of adequate funding to address all needs would be a gap in the system.

Availability of services targeted to homeless persons and persons with HIV and mainstream services

Homelessness Prevention Services	Available in the Community	Targeted to Homeless	Targeted to People with HIV
Homelessness Prevention Services			
Counseling/Advocacy	X	X	
Legal Assistance	X	X	
Mortgage Assistance	X		
Rental Assistance	X	X	
Utilities Assistance	X	X	
Street Outreach Services			
Law Enforcement	X	X	
Mobile Clinics			
Other Street Outreach Services	X	X	
Supportive Services			
Alcohol & Drug Abuse	X	X	
Child Care	X	X	
Education	X	X	
Employment and Employment Training	X	X	
Healthcare	X	X	
HIV/AIDS	X	X	X
Life Skills	X	X	
Mental Health Counseling	X	X	
Transportation	X	X	
Other			

Table 52 - Homeless Prevention Services Summary

Describe how the service delivery system including, but not limited to, the services listed above meet the needs of homeless persons (particularly chronically homeless individuals and families, families with children, veterans and their families, and unaccompanied youth)

Through regularly scheduled board meetings and membership meetings, the Central Arkansas Team Care for the Homeless (CATCH) Continuum of Care member agencies and service providers continually update one another as to the services they offer, in order to facilitate referrals and transportation to a partner agency when a particular organization does not provide a service needed by a particular client. The meetings provide a forum to strategize and plan coordination of services and outreach to our homeless population as a whole, as well as to specific groups, such as veterans who are homeless.

The new Day Resource Center located in Little Rock opened in May 2013. This facility is funded by the Cities of Little Rock and North Little Rock, and provides a place for persons who are homeless to go during the day to receive assistance and information about all of the supportive services available to them in Central Arkansas. Transportation is provided from nighttime shelters to day shelters.

Located in North Little Rock, River City Ministry provides a day shelter for the homeless and an array of services including hot showers, meals, clothing, transportation assistance, health/mental health assistance, dental assistance, and prescription drug assistance, as well as serving as a source of information regarding other available supportive services.

The Veterans Day Treatment Center provides psychosocial and health assessments, group activities, laundry and shower facilities, and shuttle service to the VA Hospital for appointments.

The Arkansas AIDS Foundation (AAF) provides clients with referrals for their specific needs. The AAF networks with all major hospitals, other service organizations, and all social service organizations involved in HIV/AIDS related activities. AAF provides Housing Opportunities for People with AIDS (HOPWA) services to assist individuals infected with HIV/AIDS and their family members with housing opportunities and/or utility assistance to reduce the risks of homelessness.

Many COC member agencies have partnered with Affordable Care Act (ACA) healthcare "navigators" to provide enrollment assistance for ACA and Medicaid options to their clients.

Describe the strengths and gaps of the service delivery system for special needs population and persons experiencing homelessness, including, but not limited to, the services listed above

The CATCH Continuum of Care members work closely to provide needed services and to refer clients to the service provider which can best meet their needs. Strengths are the wide array of essential services available--a gap is the need for continued organizational efforts to identify, document and regularly update available resources in order to strengthen the network.

Provide a summary of the strategy for overcoming gaps in the institutional structure and service delivery system for carrying out a strategy to address priority needs

The City will continue its active partnership in the CATCH CoC and will also maintain its strategy of partnering with local nonprofits, affordable housing providers, private industry and other organizations to assist in coordination of services and activities offered to address the needs of our community and to make the best use of the limited funds available.

SP-45 Goals Summary – 91.215(a)(4)

Goals Summary Information

Sort Order	Goal Name	Start Year	End Year	Category	Geographic Area	Needs Addressed	Funding	Goal Outcome Indicator
2	<p>Affordable Housing - Rehabilitation / Development</p> <p>Amendment: Affordable Housing through Rehabilitation goals will be addressed only with FY2016 CDBG funding. Affordable Housing through Development goals will be addressed with FY2016-2020 HOME funding. Affordable Housing goal will move to #2 in sort order due to change in allocation priorities.</p>	2016	2020	Affordable Housing	CITYWIDE	Affordable Housing - Rehabilitation / Development	<p>CDBG: \$764,278</p> <p>HOME: \$770,713</p> <p>Amendment:</p> <p>CDBG: \$170,748</p> <p>HOME: \$770,713</p>	<p>Homeowner Housing Added: 5 Household Housing Unit</p> <p>Amendment:</p> <p>7 Household Housing Unit</p> <p>Homeowner Housing Rehabilitated: 145 Household Housing Unit</p> <p>Amendment: 42 Household Housing Unit</p>

Sort Order	Goal Name	Start Year	End Year	Category	Geographic Area	Needs Addressed	Funding	Goal Outcome Indicator
1	Public Improvements - Infrastructure / Facilities Amendment: Public Improvements goals will move to #1 in sort order due to change in allocation priorities.	2016	2020	Non-Housing Community Development	CDBG ELIGIBLE AREA	Public Improvements - Infrastructure / Facilities	CDBG: \$939,750 Amendment: CDBG: \$1,533,280	Public Facility or Infrastructure Activities other than Low/Moderate Income Housing Benefit: 3960 Persons Assisted
3	Public Services	2016	2020	Homeless Non-Homeless Special Needs Non-Housing Community Development	CITYWIDE	Public Services	CDBG: \$196,900	Public service activities other than Low/Moderate Income Housing Benefit: 4000 Persons Assisted
4	Administration	2016	2020	Administration	CITYWIDE	Administration	CDBG: \$475,182 HOME: \$85,635	Other: 5 Other

Table 53 – Goals Summary

Goal Descriptions

2	Goal Name	Affordable Housing - Rehabilitation / Development
	Goal Description	Affordable Housing Programs: emergency home repair, weatherization, and housing rehabilitation for low to moderate income homeowners, volunteer assisted rehabilitation with handicapped ramps for low to moderate income residents in need, and CHDO new housing development for low to moderate income homebuyers. Amendment: emergency home repair, weatherization, housing rehabilitation and handicapped ramps were only provided with FY2016 CDBG funding. Remaining four years of CDBG estimated funding will be reallocated. FY2016-2020 HOME funding will be used to address only the development of new affordable housing. Sort order for Affordable Housing Goal will change to #2 due to change in allocation priorities.
1	Goal Name	Public Improvements - Infrastructure / Facilities Amendment: Sort order of Public Improvements goal will change to #1 due to change in allocation priorities.
	Goal Description	Improvements to infrastructure including drainage, streets, sidewalks, and to public facilities.
3	Goal Name	Public Services
	Goal Description	Funding to facilitate public services geared towards well-being and benefit of low income residents of North Little Rock.
4	Goal Name	Administration
	Goal Description	Administer, plan, and monitor CDBG and HOME grant programs to ensure anticipated outcome and performance measures and compliance with all regulations.

Estimate the number of extremely low-income, low-income, and moderate-income families to whom the jurisdiction will provide affordable housing as defined by HOME 91.315(b)(2)

The City estimates it will provide affordable housing to the following number of families over the five year period of this Consolidated Plan:

- 145 families assisted with housing rehabilitation on their existing homes **Amendment: 42 families assisted with housing rehabilitation on their existing homes**
- 5 new homeowners with affordable housing units developed by a CHDO **Amendment: 7 new homeowners with affordable housing units developed by a CHDO**

SP-50 Public Housing Accessibility and Involvement – 91.215(c)

Need to Increase the Number of Accessible Units (if Required by a Section 504 Voluntary Compliance Agreement)

N/A

Activities to Increase Resident Involvements

The NLRHA has a very active Resident Advisory Board (RAB). The RAB is involved in the capital fund budgeting process and provides tangible input in the housing authority's plan to redevelop and/or modernize units. Written comments are obtained for all major development activities.

Is the public housing agency designated as troubled under 24 CFR part 902?

No

Plan to remove the 'troubled' designation

N/A

SP-55 Barriers to affordable housing – 91.215(h)

Barriers to Affordable Housing

There are no known negative effects of public policies on affordable housing and residential investment. Development regulations for the City of North Little Rock were reviewed to determine whether or not they revealed any barriers to affordable housing. Zoning ordinances, development codes, and public policies were examined to reveal any current ordinances or policies that impede fair housing choice. The City's land development codes and zoning regulations address affordable housing and the provision of making allowances through the code to allow construction of a variety of types of housing, including single family and multifamily housing. Regulations allow unrelated persons to reside in a single family structure and have adequate provisions for group homes and special needs populations.

While the zoning and development policies for the City do not provide incentives for developers to increase the production of affordable housing, and do not provide for reduced fees or expedited permitting and zoning to affordable housing providers, the City has continued to make strides in streamlining the overall development process by encouraging preliminary reviews to expedite the permitting process, and implementing a "One-Stop Shop" for swift issuance of permits.

Strategy to Remove or Ameliorate the Barriers to Affordable Housing

No known negative effects of public policies on affordable housing were found. Barriers exist that are not public policy related. These include aging housing stock in declining areas, housing lacking security features in unstable neighborhoods, the need for improved management of properties by homeowners and landlords, the limited land within the city limits available to build new affordable housing, and the limited number of Housing Choice Vouchers available to our local Housing Authority. The City has taken a proactive role in boarding and securing vacant and derelict buildings in order to minimize their negative impact on the surrounding neighborhood as well as to protect them for future rehabilitation and reuse. The City has been aggressive in condemning and demolishing houses that are an eyesore and potential safety hazard to the community. All condemnations requiring demolition of any structures are reviewed by a public hearing process at City Council meetings and approved by the Council. CDBG and HOME program activities continue to provide opportunities for rehabilitation of older housing stock, allowing many homeowners to remain in their homes. **Amendment: FY2016 CDBG funds will be used to provide opportunities for rehabilitation of older housing stock, allowing many homeowners to remain in their homes.** North Little Rock employs a full time Code Officer to address rental property issues. The City and its partners have worked hard to increase the market for affordable housing in its distressed neighborhoods and to address the needs of its low income population. The NSP1 and NSP2 grants awarded to the City in 2010 allowed for neighborhood revitalization in three low income qualified census tracts through elimination of blighted structures and construction of new affordable energy efficient housing for both homeowners and renters. As part of its strategy to promote homeownership,

the City will allocate a minimum of 15% of its annual HOME fund allocation to the City's CHDO to construct new affordable housing.

Affordable housing development can be hindered by NIMBYism (not-in-my-backyard syndrome). This opposition to affordable housing is based on a number of erroneous perceptions, including that affordable housing is always "assisted" or "subsidized" housing when affordable simply means that families are paying no more than 30% of their income for shelter.

Continued emphasis on public awareness of fair housing is also important. Homebuyers and tenants should completely understand their fair housing rights.

A coordinated team effort by government, neighborhood groups, and individual owners of properties to instill pride in neighborhoods is essential. The City continues to foster civic pride. If each person just takes responsibility to do the little things, it will make a big difference in the present and future of their communities.

SP-60 Homelessness Strategy – 91.215(d)

Reaching out to homeless persons (especially unsheltered persons) and assessing their individual needs

The City of North Little Rock is an active participant in the local Continuum of Care through membership in Central Arkansas Team Care for the Homeless (CATCH). The CoC conducts annual point in time (PIT) counts and surveys to identify the homeless population in the area and to reach out to homeless individuals, including sheltered and unsheltered persons, in order to better assess their needs. Regular meetings of the CATCH membership provide opportunities for discussion and consultation regarding coordination of outreach efforts among homeless service and housing providers.

Addressing the emergency and transitional housing needs of homeless persons

The City of North Little Rock joined forces with the City of Little Rock and shared the costs of purchasing and renovating a building that opened in 2013 as the Jericho Way Resource Center. The two cities continue to share annual operating costs. This day shelter for the homeless provides a centralized location where multiple services, such as case management, housing referrals, job counseling and training, and transportation, are coordinated with the goal of transitioning clients out of homelessness.

The City's CDBG strategic plan goals include providing financial assistance to homelessness-related public service and public facility activities, but funding is limited. The City's homelessness strategy goals are supported by participation in CATCH membership meetings to continue collaboration with homeless service providers and agencies in addressing the emergency shelter and transitional housing needs of homeless persons.

Helping homeless persons (especially chronically homeless individuals and families, families with children, veterans and their families, and unaccompanied youth) make the transition to permanent housing and independent living, including shortening the period of time that individuals and families experience homelessness, facilitating access for homeless individuals and families to affordable housing units, and preventing individuals and families who were recently homeless from becoming homeless again.

Maintaining communication and coordination with our partner agencies in the CATCH membership to most efficiently prioritize and cover all aspects of the Little Rock/Central Arkansas Continuum of Care's homelessness strategy is key. Staff from the cities of North Little Rock, Little Rock, and Jacksonville serve on the Rank and Review Committee for applications for annual CoC funding and seek a combination of qualified programs that provide permanent housing for all categories of the homeless, including chronically homeless individuals and families, families with children, veterans and their families, and unaccompanied youth. Continued HMIS data sharing and collection is necessary to coordinate efforts and review results.

Help low-income individuals and families avoid becoming homeless, especially extremely low-income individuals and families who are likely to become homeless after being discharged from a publicly funded institution or system of care, or who are receiving assistance from public and private agencies that address housing, health, social services, employment, education or youth needs

CDBG and HOME rehabilitation services assist low-income families avoid becoming homeless by funding emergency repairs and rehabilitation of aging housing stock to enable families to remain in their homes. **Amendment: FY2016 CDBG funds will provide rehabilitation services to assist low-income families avoid becoming homeless by funding emergency repairs and rehabilitation of aging housing stock to enable families to remain in their homes.**

The Strategic Plan supports outreach to the homeless and those at risk of becoming homeless to raise awareness of services such as housing referrals, job training, counseling, and transportation. Collaboration with CoC membership and local service providers builds a network of coordinated services which help raise awareness of services and facilitate referrals.

SP-65 Lead based paint Hazards – 91.215(i)

Actions to address LBP hazards and increase access to housing without LBP hazards

Continue to meet HUD lead-based paint standards for housing rehabilitation projects **Amendment: add “utilizing FY2016 CDBG funds.”**

Continue to utilize lead-based paint certified firms to conduct risk assessments, inspections and clearances of rehabilitation projects when applicable. **Amendment: omit this sentence.**

Continue to hire lead-safe certified contractors as applicable to perform rehabilitation work **Amendment: add “on projects funded with FY2016 CDBG funds.”**

Continue to provide HUD lead hazard information pamphlets to homeowners prior to rehabilitation work beginning on their homes **Amendment: add “on FY2016 CDBG funded projects”.**

Take advantage of training opportunities for City staff/rehabilitation officers when available.

Expand stock of lead-safe housing units through new home construction efforts when funding availability exists.

The cost of implementing the lead-based paint program is expensive and we continue to request that HUD provide additional funding in the future.

How are the actions listed above related to the extent of lead poisoning and hazards?

Lead is dangerous to children, especially those under six years of age. Lead-based paint was banned for residential use in 1978. All houses built before 1978 are likely to contain some lead based paint. For the purposes of this plan, available data of the number of units built before 1980 and occupied by households with children serves as a baseline of units that contain lead-based paint hazards. Based on 2008-2012 ACS data, roughly 71% of housing units in North Little Rock were built prior to 1980. By tenure, 79% of owner occupied units and 62% of renter occupied units were built prior to 1980. Children below the age of six were present in 3% of owner occupied units and 6% of renter occupied units built during this time period.

According to the Arkansas Department of Health, between 2010 and 2015, 19 children in North Little Rock were reported to have elevated blood levels of lead. However, it was noted that there are other sources of lead poisoning besides paint. It was also noted that it is up to a child's healthcare provider to make the determination as to whether a blood lead test should be performed, so there is no way to know if every child with lead poisoning or elevated levels was tested. Also, there is a minimum elevated

level of lead that requires reporting to the Department of Health, and there was no tracking of children who had elevated levels, but were below the threshold that had to be reported.

How are the actions listed above integrated into housing policies and procedures?

Mandatory risk assessment by a lead-based paint certified firm is required prior to start of HOME-funded homeowner major rehabilitation projects, and subsequent inspection and clearance activities are required where warranted. Bids are accepted only from contractors certified in lead-paint safe work practices to work on homes containing lead-based paint. **Amendment: omit previous sentences. Add: Lead based paint information pamphlets were provided to FY2016 CDBG funded rehabilitation projects when applicable.** Bid specifications contain language regarding lead-safe work practices.

SP-70 Anti-Poverty Strategy – 91.215(j)

Jurisdiction Goals, Programs and Policies for reducing the number of Poverty-Level Families

The United States Census Bureau uses a set of money income thresholds that vary by family size and composition to determine who is in poverty. If a family's total income is less than the family's poverty threshold, then that family and every individual in it is considered in poverty. If their income is less than half their poverty threshold, they are below 50% of poverty; less than the threshold itself, they are in poverty (below 100% of poverty); less than 1.25 times the threshold, below 125% of poverty, and so on.

While many factors related to poverty are beyond the control of City government, the City of North Little Rock is committed to addressing poverty issues and improving the welfare and economic status of its residents wherever possible. Given our limited grant program resources, the Plan's goals of affordable housing, public improvements and public services will assist those in poverty, but the City can most effectively fight and help reduce the number of poverty-level families over the long term by promoting economic development, building the City's tax base so that basic city services can be provided to all, helping less affluent citizens purchase a home in a neighborhood where property values are likely to increase, and continuing to support education and workforce programs.

How are the Jurisdiction poverty reducing goals, programs, and policies coordinated with this affordable housing plan

The Consolidated Plan includes goals and programs to improve the financial independence of individuals and families experiencing poverty by providing assistance with housing rehabilitation **Amendment: funded with FY2016 CDBG funding** to assist low income persons in staying in their home, as well as by increasing the availability of new affordable housing stock. Other goals include funding of public facilities to help those in need, and funding of public services geared towards the well-being and benefit of low income residents, such as delivering meals to home-bound low income senior citizens.

SP-80 Monitoring – 91.230

Describe the standards and procedures that the jurisdiction will use to monitor activities carried out in furtherance of the plan and will use to ensure long-term compliance with requirements of the programs involved, including minority business outreach and the comprehensive planning requirements

The City's Citizen Participation Plan is followed and amended when applicable to comply with comprehensive planning requirements. Use of the Consolidated Plan template helps to ensure that the City's Consolidated Plan includes all required elements per HUD regulations. The City of North Little Rock's Community Development Agency oversees all CDBG and HOME grant funded programs and will be responsible for all performance measurement activities. Programs and activities proposed will be monitored annually. With the preparation of the Consolidated Annual Performance and Evaluation Report (CAPER), the CDA will review whether specific objectives outlined in this strategic plan are being met. The CDA is also responsible for the timeliness of expenditures, and will regularly monitor programs and activities to ensure that CDBG and HOME funds are being expended as needed. Monitoring tools that ensure compliance with subrecipients are policies, contract requirements, and on-site monitoring. Proposed activities by a subrecipient are evaluated to determine program eligibility, attainability, project timeline, and compliance with objectives. Risk assessment and underwriting activities review financial standing, organizational structure and capacity. Subrecipient reporting responsibilities are required and monitored. Minority business outreach is accomplished through Section 3 language incorporated into construction contracts. Inspections of work are conducted by the CDA staff, and other City department staff, including inspectors and engineers. The City Finance Department maintains oversight of the financial aspect of the grant programs. Finance records and the CDA's IDIS records are reconciled on a monthly basis.

The goal of the City is to ensure long-term compliance with the applicable regulations and standards.

Expected Resources

AP-15 Expected Resources – 91.220(c)(1,2)

Introduction

The City of North Little Rock anticipates receiving Community Development Block Grants (CDBG) and HOME Investment Partnership Grants (HOME) annually over the course of the 2016-2020 Consolidated Plan. Only the "Expected Amount Available Year 1" annual allocations for each grant shown below are actual amounts specified by HUD. All other amounts shown are estimates. Over the past 5 years, 2011-2015, the City's CDBG allocation decreased by 21%, and the HOME allocation decreased by 35.4%. Estimated amounts for each grant for remaining four years of Plan shown below were calculated using these same percentages, respectively. Program income figure shown for CDBG is also an estimate.

Anticipated Resources

Program	Source of Funds	Uses of Funds	Expected Amount Available Year 1				Expected Amount Available Reminder of ConPlan \$	Narrative Description
			Annual Allocation: \$	Program Income: \$	Prior Year Resources: \$	Total: \$		
CDBG	public - federal	Acquisition Admin and Planning Economic Development Housing Public Improvements Public Services	530,934	180	0	531,114	1,844,996	Planned activities to be funded: public infrastructure/public facility improvements, housing rehabilitation, public services, administration and planning.

Program	Source of Funds	Uses of Funds	Expected Amount Available Year 1				Expected Amount Available Reminder of ConPlan \$	Narrative Description
			Annual Allocation: \$	Program Income: \$	Prior Year Resources: \$	Total: \$		
HOME	public - federal	Acquisition Homebuyer assistance Homeowner rehab Multifamily rental new construction Multifamily rental rehab New construction for ownership TBRA	208,948	0	0	208,948	647,400	Planned activities to be funded: housing construction, housing rehabilitation, administration and planning. Amendment: omit housing rehabilitation

Table 54 - Expected Resources – Priority Table

Explain how federal funds will leverage those additional resources (private, state and local funds), including a description of how matching requirements will be satisfied

The City attempts to allocate drainage funds per Ward each year which the aldermen may allocate to needed drainage and street improvement projects in their elected areas. These funds may be used to supplement CDBG public infrastructure activities. On proposals for CDBG funding for nonprofit organizations, the City will require an equity investment in the projects by the applicants. Construction of new affordable housing units by Community Housing Development Organization (CHDO) may be partially funded from CHDO's accrued Neighborhood Stabilization Program 2 (NSP2) program income, accrued CHDO proceeds, or other sources of funds such as the Federal Home Loan Bank, area banks, and/or private donations. Matching funds requirements for the HOME program will be satisfied with private donations and volunteer hours provided to the CHDO and nonprofit organizations such as Habitat for Humanity.

If appropriate, describe publically owned land or property located within the jurisdiction that may be used to address the needs identified in the plan

In 2012, the City of North Little Rock entered into an agreement with the City of Little Rock to co-fund the purchase, renovation, and subsequent annual operating budgets of the Jericho Way Resource Center. The Center opened in 2013. This homeless day shelter, while operated in Little Rock, serves both cities and identifies and provides the homeless with services such as meals, clothing, showers, transportation, case management, job counseling, internet access, housing assistance, and daytime shelter.

The City offers 34 neighborhood parks, including Burns Park, one of the largest municipal parks in the country. Four of our parks are home to community centers: Glenview, North Heights, Rose City, and Sherman Park. Our fifth center, North Little Rock Community Center, is also a fitness center. It has served as a heat relief center during hot summer months for residents who may not have a cool place to stay during the day when the heat index reaches dangerous levels. Various community centers have served as public hearing locations.

Discussion

The Annual Action Plan, which is included in this document, will detail activities to be funded with our 2016 allocation.

Annual Goals and Objectives

AP-20 Annual Goals and Objectives

Goals Summary Information

Sort Order	Goal Name	Start Year	End Year	Category	Geographic Area	Needs Addressed	Funding	Goal Outcome Indicator
1	Affordable Housing - Rehabilitation / Development	2016	2020	Affordable Housing	CITYWIDE	Affordable Housing - Rehabilitation / Development	CDBG: \$170,748 HOME: \$188,053	Homeowner Housing Added: 1 Household Housing Unit Homeowner Housing Rehabilitated: 36 Household Housing Unit Amendment: Homeowner Housing Added:2 Homeowner Housing Rehabilitated: 33
2	Public Improvements - Infrastructure / Facilities	2016	2020	Non-Housing Community Development	CDBG ELIGIBLE AREA	Public Improvements - Infrastructure / Facilities	CDBG: \$210,000	Public Facility or Infrastructure Activities other than Low/Moderate Income Housing Benefit: 2685 Persons Assisted

Sort Order	Goal Name	Start Year	End Year	Category	Geographic Area	Needs Addressed	Funding	Goal Outcome Indicator
3	Public Services	2016	2020	Homeless Non-Homeless Special Needs Non-Housing Community Development	CITYWIDE	Public Services	CDBG: \$44,000	Public service activities other than Low/Moderate Income Housing Benefit: 913 Persons Assisted

Table 55 – Goals Summary

Goal Descriptions

1	Goal Name	Affordable Housing - Rehabilitation / Development
	Goal Description	The 2016 Annual Action Plan's goal of funding affordable housing programs includes activities such as new housing development, housing rehabilitation, emergency home repair, weatherization grants, and handicap ramps.
2	Goal Name	Public Improvements - Infrastructure / Facilities
	Goal Description	The 2016 Annual Action Plan's goal of public improvements includes street and drainage improvement projects in CDBG eligible areas of the City.
3	Goal Name	Public Services
	Goal Description	The 2016 Annual Action Plan's goal of funding public services for the well-being and benefit of its low income residents includes providing summer/after school programs for at-risk youth, delivery of meals to home-bound senior citizens, and prescription drugs through a medical clinic for the homeless.

Projects

AP-35 Projects – 91.220(d)

Introduction

Following are 2016 program year projects.

Projects

#	Project Name	Amount
1	WARD I MARION ST FROM 15TH TO 18TH	\$ 70,000
2	WARD II POE STREET, FROM ALMA TO GLENVIEW	\$ 70,000
3	WARD III 39TH STREET, FROM PIKE TO HAYES (APPROX.)	\$ 70,000
4	HOUSING REHABILITATION - CDBG	\$170,748
5	NLR BOYS AND GIRLS CLUB - POSITIVE PLACE FOR KIDS	\$ 20,000
6	CARELINK - MEALS ON WHEELS	\$ 20,000
7	RIVER CITY MINISTRY PRESCRIPTION DRUG ASSISTANCE	\$ 4,000
8	ADMINISTRATION - CDBG	\$106,186
	SUBTOTAL – CDBG	\$530,934
9	HOME PROGRAM	\$208,948
	TOTAL CDBG AND HOME	\$739,882

Table 56 – Project Information

Describe the reasons for allocation priorities and any obstacles to addressing underserved needs

Allocation priorities were developed and established through input from citizen participation and consultation processes, along with City staff review of needs assessment and market analysis.

The main obstacle to addressing the needs of the underserved is the lack of adequate funding.

AP-38 Project Summary
Project Summary Information

1	Project Name	WARD I MARION ST FROM 15TH TO 18TH
	Target Area	CDBG ELIGIBLE AREA
	Goals Supported	Public Improvements - Infrastructure / Facilities
	Needs Addressed	Public Improvements - Infrastructure / Facilities
	Funding	CDBG: \$70,000
	Description	Street, drainage and sidewalk improvements
	Target Date	12/30/2022
	Estimate the number and type of families that will benefit from the proposed activities	An estimated 1275 persons in this CDBG eligible low-mod area will benefit upon completion of this proposed activity.
	Location Description	Marion Street, from 15th to 18th, North Little Rock, AR
	Planned Activities	Street, drainage and sidewalk improvements
2	Project Name	WARD II POE STREET, FROM ALMA TO GLENVIEW
	Target Area	CDBG ELIGIBLE AREA
	Goals Supported	Public Improvements - Infrastructure / Facilities
	Needs Addressed	Public Improvements - Infrastructure / Facilities
	Funding	CDBG: \$70,000
	Description	Street and drainage improvements
	Target Date	12/30/2020
	Estimate the number and type of families that will benefit from the proposed activities	An estimated 820 persons in this CDBG eligible low-mod area will benefit upon completion of this proposed activity.
	Location Description	Poe Street, from Alma to Glenview
	Planned Activities	Street and drainage improvements
3	Project Name	WARD III 39TH STREET, FROM PIKE TO HAYES (APPROX.)
	Target Area	CDBG ELIGIBLE AREA
	Goals Supported	Public Improvements - Infrastructure / Facilities
	Needs Addressed	Public Improvements - Infrastructure / Facilities
	Funding	CDBG: \$70,000
	Description	Street, drainage, and sidewalk improvements

	Target Date	12/30/2020
	Estimate the number and type of families that will benefit from the proposed activities	An estimated 1,865 persons in this CDBG eligible low-mod area will benefit upon completion of this proposed activity.
	Location Description	39th Street, from Pike to Hayes (approximately)
	Planned Activities	Street, drainage, and sidewalk improvements.
4	Project Name	HOUSING REHABILITATION - CDBG
	Target Area	CITYWIDE
	Goals Supported	Affordable Housing - Rehabilitation / Development
	Needs Addressed	Affordable Housing - Rehabilitation / Development
	Funding	CDBG: \$170,928
	Description	Provision of housing delivery and housing rehabilitation to low to moderate income households. To include emergency assistance grants, housing assistance grants, weatherization assistance grants, handicap ramps.
	Target Date	6/30/2017
	Estimate the number and type of families that will benefit from the proposed activities	An estimated 33 low to moderate income households will benefit from the proposed activities.
	Location Description	Addresses to be determined.
	Planned Activities	Rehabilitation activities to include emergency assistance, housing assistance, weatherization assistance, and handicap ramps.
5	Project Name	NLR BOYS AND GIRLS CLUB - POSITIVE PLACE FOR KIDS
	Target Area	CITYWIDE
	Goals Supported	Public Services
	Needs Addressed	Public Services
	Funding	CDBG: \$20,000
	Description	Funding for teacher salaries for Positive Place for Kids program for summer/after-school care.
	Target Date	12/31/2016

	Estimate the number and type of families that will benefit from the proposed activities	An estimated 400 low to moderate income, at-risk youth will benefit from this activity.
	Location Description	Two Boys and Girls Club locations: Wetherington Club, 1212 Jim Wetherington Place, North Little Rock, AR 72114 and Hamilton Club, 600 N Palm, North Little Rock, AR 72114
	Planned Activities	Funding for teacher salaries for Positive Place for Kids summer and after school programs.
6	Project Name	CARELINK - MEALS ON WHEELS
	Target Area	CITYWIDE
	Goals Supported	Public Services
	Needs Addressed	Public Services
	Funding	CDBG: \$20,000
	Description	Delivery of meals to home-bound senior citizens
	Target Date	12/31/2016
	Estimate the number and type of families that will benefit from the proposed activities	An estimated 113 low to moderate income elderly persons will benefit from the provision of home-delivered meals.
	Location Description	Citywide
	Planned Activities	Delivery of meals to home-bound senior citizens
7	Project Name	RIVER CITY MINISTRY PRESCRIPTION DRUG ASSISTANCE
	Target Area	CITYWIDE
	Goals Supported	Public Services
	Needs Addressed	Public Services
	Funding	CDBG: \$4,000
	Description	Provision of prescription drugs to clients of day shelter clinic for homeless.
	Target Date	12/31/2016
	Estimate the number and type of families that will benefit from the proposed activities	An estimated 400 homeless persons will benefit from this activity.

	Location Description	Services are provided at River City Ministry, 1021 E Washington Avenue, North Little Rock, AR 72114
	Planned Activities	Funding for prescription drugs to be provided to homeless clients by day shelter medical clinic.
8	Project Name	ADMINISTRATION - CDBG
	Target Area	CITYWIDE
	Goals Supported	Affordable Housing - Rehabilitation / Development Public Improvements - Infrastructure / Facilities Public Services
	Needs Addressed	Administration
	Funding	CDBG: \$106,186
	Description	Administration and planning of CDBG program
	Target Date	
	Estimate the number and type of families that will benefit from the proposed activities	Administration and planning activity only
	Location Description	Citywide
	Planned Activities	Administration and planning of CDBG program
9	Project Name	HOME PROGRAM
	Target Area	CITYWIDE
	Goals Supported	Affordable Housing - Rehabilitation / Development
	Needs Addressed	Affordable Housing - Rehabilitation / Development Administration
	Funding	HOME: \$208,948
	Description	Housing rehabilitation and housing development of owner occupied housing, including housing delivery and administration Amendment: omit housing rehabilitation
	Target Date	12/31/2018
	Estimate the number and type of families that will benefit from the proposed activities	An estimated 4 families will benefit from the proposed activities with 1 unit of homeowner new housing added, and 3 units of homeowner existing housing rehabilitated. Amendment: An estimated 2 families will benefit from the proposed activities with 2 units of homeowner new housing added.

Location Description	Various addresses to be determined.
Planned Activities	<p>Housing rehabilitation and housing development of owner occupied housing, including housing delivery and administration. Breakdown of funds as follows:</p> <p>\$ 20,894.80 Administration</p> <p>\$ 83,579.20 Homeowner Rehabilitation</p> <p>\$ 10,447.40 CHDO Operating</p> <p>\$ <u>94,026.60</u> CHDO Homebuyer New Construction</p> <p>\$208,948.00 TOTAL</p> <p>Amendment:</p> <p>\$ 20,904.80 Administration</p> <p>\$ -0- Homeowner Rehabilitation</p> <p>\$10,447.40 CHDO Operating</p> <p><u>\$177,605.80</u> CHDO Homebuyer New Construction</p> <p>\$208,948.00 TOTAL</p>

AP-50 Geographic Distribution – 91.220(f)

Description of the geographic areas of the entitlement (including areas of low-income and minority concentration) where assistance will be directed

The geographic areas where assistance will be directed for program year 2016 are CDBG ELIGIBLE AREA and CITYWIDE.

The CDBG Eligible Area Target Area includes CDBG eligible census tracts or block groups, which are defined as having at least 51% of their population earning below 80% of median income. The CDBG Eligible Area Target Area is loosely bounded by Interstate 40 on the North, Fort Roots on the West, the Arkansas River on the South and Central Airport Road near I-440 on the East. Any eligible tracts or block groups within the City limits are considered part of this target area.

The Citywide target area encompasses the entire city in order to serve any citizen who is eligible based on income.

Investments will be allocated based on responses to grant program opportunities and funding availability. Infrastructure projects will be targeted to CDBG eligible areas. Public facility activities may be offered in CDBG eligible areas or to those facilities with qualifying LMI clientele. Public services may be offered in low to moderate income areas or to all qualified residents of the City. Housing programs will be offered citywide as an individual benefit to low and moderate income residents of North Little Rock.

Activities of the City's CHDO, Pulaski County Neighborhood Alliance for Habitat, will focus on income eligible applicants within its respective neighborhood target area.

Geographic Distribution

Target Area	Percentage of Funds
CDBG ELIGIBLE AREA	28
CITYWIDE	72

Table 57 - Geographic Distribution

Rationale for the priorities for allocating investments geographically

CDBG ELIGIBLE AREA investments for 2016 include area benefit street and drainage improvements. Funds are allocated for one infrastructure project in each of the three City wards with boundaries that include CDBG eligible areas. The housing rehabilitation projects will offer assistance to low income residents citywide. While the beneficiaries of housing development activities of the CHDO are the qualifying low income homebuyers, the CHDO will focus on their respective neighborhood target areas. The CDBG public service activities will serve low income persons citywide. The Boys and Girls clubs serve low income youth citywide, CareLink provides meals to low income senior citizens citywide, and River City Ministry provides prescription drug assistance to the homeless citywide.

Discussion

The geographic areas where assistance will be directed for program year 2016 are CDBG ELIGIBLE AREA and CITYWIDE.

Affordable Housing

AP-55 Affordable Housing – 91.220(g)

Introduction

Following are the affordable housing goals for FY2016, which is year one of the Five Year Consolidated Plan.

One Year Goals for the Number of Households to be Supported	
Homeless	0
Non-Homeless	32
Special-Needs	5
Total	37

Table 58 - One Year Goals for Affordable Housing by Support Requirement

One Year Goals for the Number of Households Supported Through	
Rental Assistance	0
The Production of New Units	1
Rehab of Existing Units	36
Acquisition of Existing Units	0
Total	37

Table 59 - One Year Goals for Affordable Housing by Support Type

Discussion

The City of North Little Rock maintains its goals of preserving and developing affordable housing for its citizens through the following programs and projects:

- Emergency Assistance Grants
- Housing Assistance Grants
- Weatherization Assistance Grants
- Wheelchair Ramps
- HOME Rehabilitation Projects **Amendment: omit HOME Rehabilitation Projects**
- CHDO New Housing Development Projects

AP-60 Public Housing – 91.220(h)

Introduction

The Housing Authority executes a variety of strategies to address the housing needs in its jurisdiction. To increase the supply of affordable housing stock, the first strategy is to maximize the number of affordable units within current housing resources. The Housing Authority employs effective maintenance and management policies to minimize the number of public housing units “off-line” due to modernization and other factors.

Specific strategies must be implemented to address the needs of families having certain demographic characteristics. For families at or below 30 percent of the median income level, the strategy is to adopt rent policies to support and encourage work. The Family Self-Sufficiency (FSS) programs are greatly beneficial in this strategy. For families at or below 50 percent of the median, the strategy of supporting and encouraging work will be enhanced by implementing admissions preferences aimed at families who are already working. The North Little Rock Housing Authority is currently exploring implementing a work requirement for all tenants, with the exception of elderly and disabled tenants. The elderly population and disabled applicants are given preference in the application process. For non-elderly and non-disabled families, NLRHA will continue to target those considered extremely low income (less than 30 percent of the median income), as HUD requires at least 74 percent of new participants to be in this income category. To address the disproportionate housing needs of families of certain racial and ethnic groups, the Housing Authority will counsel Section 8 tenants as to location of units outside of areas of poverty or minority concentration and assist them to locate those units. In addition, program-marketing efforts will include marketing to owners outside of poverty/minority concentrations.

The North Little Rock Housing Authority is aware of the need to rehabilitate or reconstruct the aging public housing stock.

Actions planned during the next year to address the needs to public housing

A goal is to reduce public housing vacancy by maintaining a minimum 97% lease-up for public housing and 99% lease-up for the Housing Choice Voucher Program (HCVP). NLRHA has 200 Veterans Administration Supportive Housing (VASH) vouchers. There were 185 of the vouchers in use as of 6/30/2015. The HCVP staff works with the Veterans Administration staff to house eligible veterans.

A goal is to improve the quality of public housing and voucher management by implementing management and service practices consistent with High Performer Status, and by renovating, modernizing or replacing housing stock. Through the annual Capital Fund Program, the HA continues to improve the quality of the public housing stock by modernizing units internally and externally. In 2014, the HCVP achieved High Performer through the HUD Section Eight Management Assessment Program (SEMAP). The rating indicates proficiency in the overall management of the program. To maintain quality public housing, NLRHA utilizes a Risk Control Program to monitor facility conditions and a United Physical Conditions Standards (UPCS) inspection protocol.

The NLRHA performed physical needs assessments to determine the feasibility of rehabilitation or reconstruction of properties under the Rental Assistance Demonstration (RAD) program. An application was submitted for the entire agency portfolio. The Authority received "Commitment to enter into a Housing Assistance Payment contract" (CHAP) awards for Heritage House/S.W. Bowker, Silver City, Willow House/Campus Towers, and Windemere Hills. The agency has undertaken preliminary steps for a Silver City Courts improvement project.

A goal is to promote self-sufficiency of assisted families through the HCVP and Public Housing FSS Programs. The Housing Choice Voucher (Section 8) continues to offer a (FSS) Program to 23 families (as of June 30, 2015). All 72 original participants have either fulfilled all requirements and goals of the program, or otherwise transitioned off the program.

A goal is to improve community quality of life and economic vitality by implementing security improvements and marketing to attract higher income residents. Viable security measures improve the perception of and actual quality of life for residents and potential residents. Currently, NLRHA provides on-site guards, gated parking, and video monitoring at high-rise communities. Implementing security measures at family sites proved to be more challenging. In 2015, the housing authority began a modernization program to the gated systems and internal video monitoring systems for all of the high-rises. The NLR Police Department assigned officers to specifically monitor the family sites and be first responders. This partnership is very valuable. To market and attract higher income residents, NLRHA continues to explore options that fall within Fair Housing and HUD guidelines to attract higher income residents.

A goal is to ensure equal housing opportunities by undertaking affirmative measures to provide access to our housing for all persons applying. NLRHA is committed to affirmatively furthering fair housing opportunities. In 2008, NLRHA made the Affirmatively Furthering Fair Housing Plan an official part of the HCVP Administration Plan. To provide access to persons with disabilities, NLRHA installed a myriad of accommodations for persons with disabilities including the installation of strobe doorbells, strobe smoke alarms, accessible walkways, ramps, parking spaces, and building entrances. Funding from the American Recovery and Reinvestment Act (ARRA) provided resources for further modernization.

Actions to encourage public housing residents to become more involved in management and participate in homeownership

The North Little Rock Housing Authority has a very active Resident Advisory Board (RAB). The RAB is involved in the capital fund budgeting process and provides tangible input in the housing authority's plan to redevelop and/or modernize units. Written comments are obtained for all major development activities.

A goal is to increase assisted housing choices through voucher mobility counseling and landlord outreach. The Housing Choice Voucher (Section 8) Homeownership has been a successful program. As of June 30, 2015 the Housing Choice Voucher (Section 8) Homeownership had 44 active homeowners. In the last fiscal year, families were directed to various community resources including: fair housing assistance, home inspectors, credit counseling services, required first-time homebuyer training, Money Smart Classes, IDA programs, Credit Report Request Services, Homestead Tax Services, Energy Assistance, Federal Home Loan Bank down payment assistance, ADFa down-payment assistance, CADC weatherization assistance and NLR CDA emergency home repair. The HCVP manager participates in landlord and other community meetings to provide information about the voucher program.

If the PHA is designated as troubled, describe the manner in which financial assistance will be provided or other assistance

The North Little Rock Housing Authority is not designated as troubled.

Discussion

The Housing Authority's needs and strategies were developed by utilizing tools that monitor and track HA activities, by obtaining input from residents, and with awareness of funding constraints.

The public housing sites were developed during the 1940's-1980's. Some locations have become obsolete and do not have up to date amenities. However, responsive maintenance and management of the properties, along with affordable rents, keep the units in demand for low income residents.

AP-65 Homeless and Other Special Needs Activities – 91.220(i)

Introduction

The City is funding a public service activity for River City Ministry to provide prescription drugs to homeless clients of the medical clinic. This activity will assist homeless persons. Given limited grant allocations, steps to reduce or end homelessness are somewhat out of reach of the CDBG and HOME programs covered in this Plan. However, the City shares the goal of reducing and ending homelessness in our area, so rather than financial assistance, the City will provide support through facilitating coordination and collaboration of efforts through our Continuum of Care.

Describe the jurisdictions one-year goals and actions for reducing and ending homelessness including:

Reaching out to homeless persons (especially unsheltered persons) and assessing their individual needs

The City of North Little Rock is an active participant in the local Continuum of Care through membership in Central Arkansas Team Care for the Homeless (CATCH). The CoC conducts annual point in time (PIT) counts and surveys to determine the homeless population in the area and to reach out to homeless individuals, including unsheltered persons, in order to better assess their needs. Regular meetings of the CATCH membership provide opportunities for discussion and consultation regarding coordination of outreach efforts among homeless service and housing providers.

Addressing the emergency shelter and transitional housing needs of homeless persons

The City of North Little Rock joined forces with the City of Little Rock and shared the costs of purchasing and renovating a building that opened in 2013 as the Jericho Way Resource Center. The two cities continue to share annual operating costs. This day shelter for the homeless provides a centralized location where multiple services, such as case management, housing referrals, job counseling and training, and transportation, are coordinated with the goal of transitioning clients out of homelessness.

The City's CDBG strategic plan goals include providing financial assistance to homelessness-related public service and public facility activities, but funding is limited. The City's homelessness strategy goals are supported by participation in CATCH membership meetings to continue collaboration with homeless service providers and agencies in addressing the emergency shelter and transitional housing needs of homeless persons.

Helping homeless persons (especially chronically homeless individuals and families, families with children, veterans and their families, and unaccompanied youth) make the transition to permanent housing and independent living, including shortening the period of time that individuals and families experience homelessness, facilitating access for homeless individuals and families to affordable housing units, and preventing individuals and families who were recently homeless from becoming homeless again

Again, as stated above, maintaining communication and coordination with our partner agencies in the CATCH membership to most efficiently prioritize and cover all aspects of the Little Rock/Central Arkansas Continuum of Care's homelessness strategy is key. Staff from the cities of North Little Rock, Little Rock, and Jacksonville serve on the Rank and Review Committee for applications for annual CoC funding and seek a combination of qualified programs that provide permanent housing for all categories of the homeless, including chronically homeless individuals and families, families with children, veterans and their families, and unaccompanied youth. Continued HMIS data sharing and collection is necessary to coordinate efforts and review results.

Helping low-income individuals and families avoid becoming homeless, especially extremely low-income individuals and families and those who are: being discharged from publicly funded institutions and systems of care (such as health care facilities, mental health facilities, foster care and other youth facilities, and corrections programs and institutions); or, receiving assistance from public or private agencies that address housing, health, social services, employment, education, or youth needs

CDBG and HOME rehabilitation **Amendment: omit “and HOME rehabilitation”** services assist low-income families avoid becoming homeless by funding emergency repairs and rehabilitation of aging housing stock to enable families to remain in their homes.

The Strategic Plan supports outreach to the homeless and those at risk of becoming homeless to raise awareness of services such as housing referrals, job training, counseling, and transportation, offered at the Jericho Center. Collaboration among local service providers builds a network of coordinated services which help raise awareness of services and facilitate referrals.

Discussion

The City will continue working with its partner agencies in the fight to end homelessness.

AP-75 Barriers to affordable housing – 91.220(j)

Introduction:

There are no known negative effects of public policies on affordable housing. Development regulations for the City of North Little Rock were reviewed to determine whether or not they revealed any barriers to affordable housing. Zoning ordinances, development codes, and public policies were examined to reveal any current ordinances or policies that impede fair housing choice. The City's land development codes and zoning regulations address affordable housing and the provision of making allowances through the code to allow construction of a variety of types of housing, including single family and multifamily housing. Regulations allow unrelated persons to reside in a single family structure and have adequate provisions for group homes and special needs populations.

While the zoning and development policies for the City do not provide incentives for developers to increase the production of affordable housing, and do not provide for reduced fees or expedited permitting and zoning to affordable housing providers, the City has continued to make strides in streamlining the overall development process by encouraging preliminary reviews to expedite the permitting process, and implementing a "One-Stop Shop" for swift issuance of permits.

Actions it planned to remove or ameliorate the negative effects of public policies that serve as barriers to affordable housing such as land use controls, tax policies affecting land, zoning ordinances, building codes, fees and charges, growth limitations, and policies affecting the return on residential investment

No known negative effects of public policies on affordable housing were found. Barriers exist that are not public policy related. These include aging housing stock in declining areas, housing lacking security features in unstable neighborhoods, the need for improved management of properties by homeowners and landlords, the limited land within the city limits available to build new affordable housing, and the limited number of Housing Choice Vouchers available to our local Housing Authority. The City has taken a proactive role in boarding and securing vacant and derelict buildings in order to minimize their negative impact on the surrounding neighborhood as well as to protect them for future rehabilitation and reuse. The City has been aggressive in condemning and demolishing houses that are an eyesore and potential safety hazard to the community. All condemnations requiring demolition of any structures are reviewed by a public hearing process at City Council meetings and approved by the Council. CDBG and HOME program activities **Amendment: omit "and HOME"** continue to provide opportunities for rehabilitation of older housing stock, allowing many homeowners to remain in their homes. North Little Rock employs a full time Code Officer to address rental property issues. The City and its partners have worked hard to increase the market for affordable housing in its distressed neighborhoods and to address the needs of its low income population. The NSP1 and NSP2 grants awarded to the City in 2010 allowed for neighborhood revitalization in three low income qualified census tracts through elimination of blighted structures and construction of new affordable energy efficient housing for both homeowners and renters. As part of its strategy to promote homeownership, the City will allocate a

minimum of 15% of its annual HOME fund allocation to the City's CHDO to construct new affordable housing.

Affordable housing development can be hindered by NIMBYism (not-in-my-backyard syndrome). This opposition to affordable housing is based on a number of erroneous perceptions, including that affordable housing is always "assisted" or "subsidized" housing when affordable simply means that families are paying no more than 30% of their income for shelter.

Continued emphasis on public awareness of fair housing is also important. Homebuyers and tenants should completely understand their fair housing rights.

Discussion:

A coordinated team effort by government, neighborhood groups, and individual owners of properties to instill pride in neighborhoods is essential. The City continues to foster civic pride. If each person just takes responsibility to do the little things, it will make a big difference in the present and future of their communities.

AP-85 Other Actions – 91.220(k)

Introduction:

Listed below are actions planned to address obstacles to meeting underserved needs, to foster and maintain affordable housing, to reduce lead-based paint hazards, to reduce the number of poverty level families, to develop institutional structure, and to enhance coordination between public and private housing and social service agencies.

Actions planned to address obstacles to meeting underserved needs

A major obstacle to meeting the needs of the underserved is a lack of adequate funding and resources. The City's CDBG and HOME grant allocations have decreased significantly over the past several years. This stated, we are aware of our responsibility to identify and prioritize needs and to utilize available funding wisely and efficiently.

Data and feedback received through citizen participation and input from our partner organizations is carefully analyzed. The City continues to maintain and develop strong relationships with our nonprofit service and housing providers to coordinate efforts and activities. We seek to update and maintain current directories of available resources in order to increase awareness and best direct those in need. We inform citizens of programs conducted by other City departments, such as the free home Energy Evaluation currently offered by our Electric Department.

Actions planned to foster and maintain affordable housing

The City plans to provide CDBG and HOME programs for the preservation of existing affordable owner occupied housing, to assist low income homeowners and enable them to remain in their homes. Fifty percent of HOME funds will be allocated to a Community Housing Development Organization, currently Pulaski County Neighborhood Alliance for Habitat, for construction of new affordable and energy-efficient homes. HOME funds will be made available, such as in the form of a subsidy, to assist low income homebuyers.

The City will continue to encourage other development of affordable housing, and will support alternative housing assistance efforts such as faith-based initiatives and volunteer programs. The City-funded Code Enforcement department will investigate code violations and when warranted, initiate condemnation proceedings and demolition of unsafe and unsightly structures to maintain neighborhoods.

The City will continue to support the efforts, initiatives, and programs of the North Little Rock Housing Authority in their goal to provide decent affordable housing to low income residents.

The City will support private and nonprofit developers in identifying opportunities to utilize Low Income Housing Tax Credits (LIHTC) for the construction of assisted rental housing for low income families.

Actions planned to reduce lead-based paint hazards

The City's Community Development Agency plans to continue the following actions:

- meet HUD lead-based paint standards for housing rehabilitation projects
- utilize lead-based paint certified firms to conduct risk assessments, inspections and clearances of HOME-funded rehabilitation projects **Amendment: omit this sentence.**
- hire lead-safe certified contractors as applicable to perform rehabilitation work safely
- provide HUD lead hazard information pamphlets to homeowners prior to beginning rehabilitation work on their homes
- take advantage of training opportunities for City staff/rehabilitation officers when available
- expand stock of lead-safe housing units through new home construction efforts when funding availability exists

The cost of implementing the lead-based paint program is expensive and we continue to request that HUD provide additional funding in the future.

Actions planned to reduce the number of poverty-level families

While many factors related to poverty are beyond the control of local government, the City is committed to addressing this issue and improving the welfare and economic status of its residents wherever possible. Services described in this Plan include some, like homeless services, which are basic elements of the "safety net" geared to those in most need. Others, like promotion of homeownership, are more fundamental to the long term reduction of poverty in society.

The City can most effectively fight poverty over the long term by promoting economic development, especially job intensive industries; building the tax base so that basic city services can be provided to all; working to stabilize neighborhoods and helping less affluent citizens purchase a home in an area where housing values are likely to increase; ensuring that problem properties are reduced, thereby protecting the value of neighborhood property; and supporting public education systems.

The City's CDBG and HOME **Amendment: omit "and HOME"** rehabilitation programs help poverty-level and low income families by funding needed repair work on their homes, allowing them to utilize their limited household income for day to day needs. Those low-income and first time homebuyer residents who are attempting to rise out of poverty by building equity through homeownership are directed to **Amendment: add "the City's CHDO for information on their newly-constructed affordable homes,"** homebuyer counseling services and down payment and subsidy assistance programs. CDBG public service/public facility activities are geared towards poverty level and low-income elderly, youth, and

homeless.

Actions planned to develop institutional structure

The City will continue its strategy of partnering with the NLR Housing Authority, local non-profit service and affordable housing providers, and private industry to assist in coordination of services and activities offered to address the needs of our community and to make the best use of the limited funds available. Cooperation between the City's Community Development Agency and our partners has a long track record of success. The delivery system for the Consolidated Plan program is no exception. CDA staff works closely with our partner organizations to improve regulatory compliance, monitoring, and technical capacity. Membership in the Central Arkansas Team Care for the Homeless (CATCH) Continuum of Care facilitates communication among key service providers.

Actions planned to enhance coordination between public and private housing and social service agencies

The NLR Housing Authority continues work with a committee that is meant to enhance coordination between the agency and external agencies. Family Self-Sufficiency (FSS) clients are regularly referred to the agencies represented on that committee, and other agencies for: fair housing assistance, home inspectors, credit counseling services, required first-time homebuyer training, Money Smart Classes, Individual Development Accounts (IDA) programs, Credit Report Request Services, Homestead Tax Services, Energy Assistance, Federal Home Loan Bank down payment assistance, Arkansas Development Finance Authority (ADFA) down-payment assistance, Central Arkansas Development Council (CADC) weatherization assistance and NLR CDA emergency home repair. A part-time FSS Coordinator was hired to enhance the coordination effort and increase the number of agencies represented at the table. NLRHA also has plans to hire a Special Projects Coordinator. An essential duty will be to enhance coordination between community partners, both public and private.

Discussion:

The City of North Little Rock's Community Development Agency collaborates with many partners, including the NLR Housing Authority, affordable housing providers, local nonprofits, and others in an effort to coordinate efforts and wisely utilize limited funding.

Program Specific Requirements

AP-90 Program Specific Requirements – 91.220(I)(1,2,4)

Introduction:

This section addresses program specific requirements for the Annual Action Plan and Community Development Block Grant (CDBG) and the Home Investment Partnership Program (HOME).

Community Development Block Grant Program (CDBG)

Reference 24 CFR 91.220(I)(1)

Projects planned with all CDBG funds expected to be available during the year are identified in the Projects Table. The following identifies program income that is available for use that is included in projects to be carried out.

1. The total amount of program income that will have been received before the start of the next program year and that has not yet been reprogrammed	0
2. The amount of proceeds from section 108 loan guarantees that will be used during the year to address the priority needs and specific objectives identified in the grantee's strategic plan.	0
3. The amount of surplus funds from urban renewal settlements	0
4. The amount of any grant funds returned to the line of credit for which the planned use has not been included in a prior statement or plan	0
5. The amount of income from float-funded activities	0
Total Program Income:	0

Other CDBG Requirements

1. The amount of urgent need activities	0
2. The estimated percentage of CDBG funds that will be used for activities that benefit persons of low and moderate income. Overall Benefit - A consecutive period of one, two or three years may be used to determine that a minimum overall benefit of 70% of CDBG funds is used to benefit persons of low and moderate income. Specify the years covered that include this Annual Action Plan.	80.00%

HOME Investment Partnership Program (HOME)

Reference 24 CFR 91.220(I)(2)

1. A description of other forms of investment being used beyond those identified in Section 92.205 is as follows:

The City of North Little Rock does not plan to use other forms of investment beyond those identified in Section 92.205.

2. A description of the guidelines that will be used for resale or recapture of HOME funds when used for homebuyer activities as required in 92.254, is as follows:

HOME-assisted homebuyer requirements state that in order for homeownership housing to qualify as affordable, it must be single-family, modest housing; be acquired by a low-income family as its principal residence; and meet affordability requirements for a specific period of time determined by the amount of assistance provided. To ensure affordability of homebuyer housing, the City and its CHDO(s) impose recapture requirements. Resale provisions are not used.

The HOME recapture provisions permit the original homebuyer to sell the property during the period of affordability, however, if sold, all or a portion of the direct HOME assistance provided to the original homebuyer is subject to recapture. Recapture provisions are triggered by any transfer of title, voluntary or involuntary, during the established period. Direct assistance provided by the City such as a subsidy to the homebuyer that reduces the purchase price from fair market value to an affordable price will follow the reduction of subsidy during affordability period recapture model. A prorated portion of the total HOME direct subsidy amount will be forgiven each year during the term of the affordability period if the homebuyer satisfies all HOME Program regulation requirements. The City's CHDO will use the recapture provision option which recovers the entire direct HOME subsidy for mortgage loans provided to homebuyers.

Recapture provisions require that the homebuyer occupy the home as a principal residence, and not rent, lease, or leave the home vacant for the duration of the affordability period. The recapture provisions are triggered for the full amount of the direct subsidy if the principal residency requirement is not met for the full term of the affordability period. The amount that must be recovered for noncompliance with principal residency requirements is not subject to any prorated or other deductions in the recapture provisions. If recapture proceedings must be enforced at some time during the affordability period, the portion of direct HOME subsidy unforgiven by the recapture provisions and elapsed affordability period will be recaptured from available net proceeds from sale of property (whether recapture is effected through foreclosure or no foreclosure action).

Net proceeds recovered will be used to 1) reimburse the HOME Program (Approved Activity) for the outstanding balance of HOME subsidy not repaid or forgiven during the applicable affordability at the time of recapture, and 2) reimburse the HOME Program for "holding costs" or other costs associated with the recapture action (legal fees, insurance, taxes, realtor fees, appraisals, etc.). If net proceeds recaptured are greater than the outstanding balance of direct HOME subsidy (for all approved activities and holding costs incurred), the balance of net proceeds would be distributed to the homeowner (or estate). If the recapture of proceeds is effectuated through a completed foreclosure action, and the property is legally owned by the City or by the City's CHDO, the balance of net proceeds recaptured will inure to the City or to the City's CHDO, as applicable. The pro rata amount recaptured cannot exceed available net proceeds. If net proceeds recaptured are less than outstanding balance of direct HOME subsidy invested in the property, the loss will be absorbed by the HOME Program and all HOME requirements would be considered to have been satisfied.

3. A description of the guidelines for resale or recapture that ensures the affordability of units acquired with HOME funds? See 24 CFR 92.254(a)(4) are as follows:

Under recapture, the period of affordability is based upon the direct HOME subsidy--the amount of HOME assistance that enables the homebuyer to buy the unit. Examples of direct HOME assistance include HOME loans, down payment, closing costs, or a subsidy that reduces the purchase price from fair market value to an affordable price. The period of affordability is based upon the amount of the direct HOME subsidy to the homebuyer as indicated in the table below.

If the homebuyer does not abide by the terms and conditions of the HOME program during the affordability period, recapture proceedings may be enforced. In the event of a failure of a HOME program beneficiary to satisfactorily adhere to all applicable affordability requirements, the recapture provision will be used to ensure that the intent of the HOME funded activity is accomplished or that the direct subsidy amount provided to the HOME-assisted homebuyer is recovered to be used for other eligible activities.

Written agreements, mortgage and lien documents will be used to impose the recapture requirements in HOME-assisted homebuyer projects for the duration of the affordability period. These enforcement mechanisms ensure that the direct subsidy to the homebuyer will be recaptured if the HOME-assisted property is transferred or if other HOME requirements, such as the principal residency provision, are not met.

The period is stated in the loan and program documents which include the Deed of Trust, the Promissory Note, the Notice to Homebuyer, and the First Time Homebuyer Agreement, which are all signed by the homebuyer to ensure compliance during the affordability period.

4. Plans for using HOME funds to refinance existing debt secured by multifamily housing that is rehabilitated with HOME funds along with a description of the refinancing guidelines required that will be used under 24 CFR 92.206(b), are as follows:

The City of North Little Rock does not plan to use HOME funds to refinance existing debt for HOME funded multifamily housing.

The City uses the HOME affordable homeownership limits provided by HUD.

When notice of the HOME program homeowner rehabilitation program was first announced, the City received an overwhelming number of applications. In 2003, the City stopped accepting applications for homeowner rehabilitation and is currently working off the waiting list from that time.

When the City was first set up as a grantee to receive HOME funding, it is assumed it was determined that there was need for assistance for low income homeowner rehabilitation. The huge number of applications received demonstrated this need. The HOME program beneficiaries must be at or below 80% median income.

Amendment: The City reached the end of the above-mentioned waiting list earlier than anticipated and the Homeowner Rehabilitation program ended. FY2016 HOME Homeowner Rehabilitation funds will be reallocated to increase funding to the HOME CHDO program for development of new affordable housing for low income homebuyers.

Discussion:

CDBG funds are used for the benefit of low and moderate income persons. Under "Other CDBG Requirements, 2." above, we have indicated 80% as the estimated percentage of CDBG funds that will be used for activities that benefit persons of low and moderate income over the five year period of the Plan, as the remaining 20% is applied to administrative, oversight, and planning costs of the activities used to benefit low and moderate income persons.

Appendix - Alternate/Local Data Sources

1	Data Source Name North Little Rock Housing Authority
	List the name of the organization or individual who originated the data set. Data obtained from North Little Rock Housing Authority.
	Provide a brief summary of the data set. Current PIC data from Housing Authority to update HUD populated tables.
	What was the purpose for developing this data set? To reflect updated data.
	How comprehensive is the coverage of this administrative data? Is data collection concentrated in one geographic area or among a certain population? Data is specific to North Little Rock Housing Authority.
	What time period (provide the year, and optionally month, or month and day) is covered by this data set? 2015
	What is the status of the data set (complete, in progress, or planned)? Complete
2	Data Source Name 2008-2012 ACS
	List the name of the organization or individual who originated the data set. U. S. Census / 2008-2012 American Community Survey
	Provide a brief summary of the data set. 2008-2012 American Community Survey data
	What was the purpose for developing this data set? Updated data
	How comprehensive is the coverage of this administrative data? Is data collection concentrated in one geographic area or among a certain population? 2008-2012 ACS data for North Little Rock
	What time period (provide the year, and optionally month, or month and day) is covered by this data set? 2008-2012
	What is the status of the data set (complete, in progress, or planned)? Complete

3	Data Source Name 2008-2012 CHAS
	List the name of the organization or individual who originated the data set. HUD / 2008-2012 Comprehensive Housing Affordability Strategy (CHAS)
	Provide a brief summary of the data set. 2008-2012 Comprehensive Housing Affordability Strategy (CHAS)
	What was the purpose for developing this data set? Updated data
	How comprehensive is the coverage of this administrative data? Is data collection concentrated in one geographic area or among a certain population? 2008-2012 CHAS data for North Little Rock
	What time period (provide the year, and optionally month, or month and day) is covered by this data set? 2008-2012
	What is the status of the data set (complete, in progress, or planned)? Complete
	4
Data Source Name 2012 HUD FMR and HOME Rents	
List the name of the organization or individual who originated the data set. HUD	
Provide a brief summary of the data set. 2012 HUD FMR and HOME Rents	
What was the purpose for developing this data set? Updated data	
How comprehensive is the coverage of this administrative data? Is data collection concentrated in one geographic area or among a certain population? Data pulled for Little Rock-North Little Rock-Conway AR HUD Metro FMR Area.	
What time period (provide the year, and optionally month, or month and day) is covered by this data set? 2012	
What is the status of the data set (complete, in progress, or planned)? Complete	
5	
Data Source Name COC / HMIS / PIT	

<p>List the name of the organization or individual who originated the data set.</p> <p>Little Rock Community Mental Health Center / Lead Homeless Management Information System (HMIS) Administrator</p>
<p>Provide a brief summary of the data set.</p> <p>HMIS and Point in Time (PIT) Count 2015 data for LR/Central Arkansas CoC</p>
<p>What was the purpose for developing this data set?</p> <p>IDIS Template not pre-populated with CoC data.</p>
<p>How comprehensive is the coverage of this administrative data? Is data collection concentrated in one geographic area or among a certain population?</p> <p>Data pertains to Little Rock/Central Arkansas CoC area.</p>
<p>What time period (provide the year, and optionally month, or month and day) is covered by this data set?</p> <p>2015</p>
<p>What is the status of the data set (complete, in progress, or planned)?</p> <p>In progress</p>

CITY OF NORTH LITTLE ROCK



CITIZEN PARTICIPATION PLAN

Amended: February 25, 2016

**COMMUNITY DEVELOPMENT AGENCY
116 MAIN STREET
NORTH LITTLE ROCK, AR 72114
501-340-5342
NLR.AR.GOV/COMMUNITYDEVELOPMENT**

PURPOSE OF CITIZEN PARTICIPATION PLAN

This Citizen Participation Plan (CPP) sets forth the City of North Little Rock's policies and procedures for citizen participation, per federal U. S. Department of Housing and Urban Development (HUD) regulations at 24 CFR 91.105, related to the Consolidated Submissions for Community Planning and Development Programs. The CPP provides for and encourages citizen participation in the development of the Consolidated Plan, any substantial amendments to the Consolidated Plan, the Annual Action Plan, any substantial amendments to the Annual Action Plan, the Assessment of Fair Housing (AFH), any revisions to the AFH, and the Consolidated Annual Performance and Evaluation Report (CAPER).

The CPP provides an opportunity for the community to work in partnership with the City to identify needs, and ensures continuity of citizen involvement in the planning, development, implementation and assessment of Community Development Block Grant (CDBG) and Home Investment Partnership (HOME) programs funded through the Community Development Agency.

The Citizen Participation process is designed to encourage all citizens, including persons of low to moderate income, minorities, non-English speaking persons, persons with disabilities, residents of low to moderate income areas where housing and community development funds may be spent, and residents of public and assisted housing to participate in determining housing and community development needs within their communities.

PROGRAM YEAR AND PLANNING PROCESS

The local program year for all affected housing and community development programs begins on January 1 and ends on December 31 of each year. Prior to submission of the Consolidated Plan, Annual Action Plan, and Assessment of Fair Housing, the following steps will be taken:

- Obtain citizen input on the development of the Five Year Consolidated Plan, the Annual Action Plan, and the Assessment of Fair Housing
- Provide information on the purpose and amounts of the different entitlement grant programs and other resources anticipated for the benefit of low to moderate income persons, and receive public comment on the allocation of resources among those programs

- Make available to the public the HUD-provided data that the City plans to incorporate into its Assessment of Fair Housing
- Obtain information regarding affordable housing concerns, community development concerns, fair housing concerns, and related issues

CONSOLIDATED PLAN (FIVE-YEAR STRATEGY AND ANNUAL ACTION PLAN)

In developing the Consolidated Plan and annual updates, the City of North Little Rock is guided by two leading principles:

- **Consumer Service:** focus program efforts on the most critical needs
- **Comprehensive Approach:** achieve empowerment of individuals and families while ensuring long economic independence

Inherent in these principles is extensive, relevant, and ongoing citizen participation. The City of North Little Rock believes it is essential to have widespread, meaningful participation throughout the planning process to ensure genuine community “ownership” of the Plan.

The Consolidated Plan consists of three parts: the needs assessment, housing and community development strategic plan and an action plan. Commonly known as the Consolidated Plan, the needs assessment and housing and community development strategic plan are updated every five years. The Action Plan is updated annually, reflecting annual CDBG and HOME funding allocations.

The Consolidated Plan identifies the housing and community development needs in the City, prioritizes the needs for funding, and prescribes a comprehensive strategy for addressing the needs. To maintain relevance, an Annual Action Plan is developed which includes the following elements:

- Dollar amounts proposed for each activity
- A description and location of each activity
- The entity responsible for implementation of each activity
- Time frame for each activity

In all cases, the Consolidated Plan and Action Plan will seek to minimize the displacement of residents from their homes or places of business. In the event the City undertakes an activity that would involve displacement, the City will refer to procedures identified within the Uniform Relocation Assistance and Real Property Acquisition Policies Act of 1970, as amended.

ASSESSMENT OF FAIR HOUSING

Using the HUD Assessment Tool, the City shall conduct an Assessment of Fair Housing (AFH) for the purpose of examining its programs, jurisdiction, and region, and identifying goals to affirmatively further fair housing and to inform fair housing strategies in the Consolidated Plan and Annual Action Plan. As with the Consolidated Plan, HUD will require an updated AFH be submitted no less than every five years. To develop a successful affirmatively furthering fair housing strategy, it is central to assess the elements and factors that cause, increase, contribute to, maintain, or perpetuate segregation, racially or ethnically concentrated areas of poverty, significant disparities in access to opportunity, and disproportionate housing needs. The Assessment of Fair Housing will include the following elements:

- Summary of fair housing issues and capacity
- Analysis of data
- Assessment of fair housing issues
- Identification of fair housing priorities and goals
- Strategies and actions
- Summary of community participation
- Review of progress achieved since submission of prior AFH

As with the Consolidated Plan and Annual Action Plan, the City strongly encourages citizen participation in the development of the Assessment of Fair Housing.

PUBLIC HEARINGS

The Community Development Agency will hold at least two public hearings to obtain residents' views prior to the submission of the Consolidated Plan, Action Plan, and Assessment of Fair Housing. At least one of the public hearings will be held before the proposed Consolidated Plan, Action Plan, and Assessment of Fair Housing are published for comment. All notices of public hearings will be published in the local newspaper at least five (5) days in advance of the meeting date and will encourage participation by the residents of the City.

Notice of public hearings will be mailed to the North Little Rock Housing Authority, Community Housing Development Organization (CHDO), Continuum of Care (CoC) members, local housing and nonprofit providers serving low income clientele, businesses, leaders of neighborhood associations, and persons who have requested to be placed on the citizen participation mailing list.

ACCESS TO PARTICIPATION

Access for Persons with Disabilities

Public hearings and meetings are held in locations accessible to the mobility impaired. Accommodations will be made for visual or hearing impaired and persons with disabilities upon request. Arrangements may be made by contacting the North Little Rock Community Development Agency, (501)340-5342, at least 48 hours in advance of the meeting for which assistance is desired.

Language Barriers

Transition of oral communications or written materials into other languages is not provided. When staff is made aware that persons are non-English speaking and desire information pertaining to community development and housing programs, or wish to participate in hearings or other public meetings, staff shall initiate procedures to provide translation services. Requests should be directed to the North Little Rock Community Development Agency, 116 Main Street, North Little Rock, AR, (501)340-5342, at least 48 hours in advance of the meeting for which assistance is desired.

Access to Records

The City shall provide citizens, public agencies, and other interested parties reasonable and timely access to information and records relating to the Consolidated Plan, Action Plan, and Assessment to Fair Housing, as well as the City's use of assistance under CDBG and HOME Programs.

Copies of adopted versions of the Consolidated Plan, substantial amendments, Annual Action Plan, substantial amendments, the Assessment of Fair Housing, significant revisions, and the Consolidated Annual Performance and Evaluation Report as well as other program information regarding use of funds will be maintained by the Community Development Agency and made available to the public upon request.

The public may access these materials by contacting the Community Development Agency, 116 Main Street, North Little Rock, AR 72114, (501)340-5342, between 8:00 a.m. to 4:30 p.m., Monday through Friday. Reasonable accommodations for persons with disabilities will be made upon request.

**PUBLIC COMMENT AND ADOPTION OF
FIVE YEAR CONSOLIDATED PLAN / ANNUAL ACTION PLAN /
ASSESSMENT OF FAIR HOUSING**

- The City will publish a notice announcing the 30-day public comment period on the proposed Consolidated Plan, Action Plan, and Assessment of Fair Housing. The notice will be published in the local newspaper and include a brief summary of the Consolidated Plan, Action Plan, and Assessment of Fair Housing that describes the contents and purpose and a list of the locations where copies of the Plan may be examined.
- The proposed Consolidated Plan, Action Plan, and Assessment of Fair Housing will be available for public view on the City website and at the following locations:
 - Community Development Agency (116 Main Street)
 - North Little Rock City Hall (300 Main Street)

Upon request, the proposed Consolidated Plan, Annual Action Plan, and Assessment of Fair Housing will be made accessible to any person with disabilities.

- The City Council will conduct a public hearing and will consider any comments received on the Consolidated Plan, Action Plan, and Assessment of Fair Housing. A summary of comments will be attached to the applicable document. The Consolidated Plan, Annual Action Plan, and Assessment of Fair Housing will be adopted upon a majority vote of the City of North Little Rock City Council.
- The adopted Consolidated Plan, Action Plan, and Assessment of Fair Housing will be submitted to the Little Rock field office of the U. S. Department of Housing and Urban Development (HUD).

AMENDMENT OF THE CONSOLIDATED PLAN AND ACTION PLAN

The City may amend the adopted Consolidated Plan and Action Plan. The following outlines the criteria and procedures to be used when amending the Consolidated Plan and Action Plan.

Substantial Amendment Criteria

Five Year Consolidated Plan and Annual Action Plan – The City will amend its approved Five Year Consolidated Plan and/or Annual Action Plan whenever a decision is made to propose a substantial change in allocation priorities. For the purpose of the Consolidated Plan and Annual Action Plan, a “substantial change” will constitute a cumulative change equal to or in excess of 25% of the City’s CDBG or HOME entitlement for a program year.

Changes in funding priority not amounting to more than 25% of a program year will not be considered a substantial change to the Consolidated Plan; no formal amendment to the Consolidated Plan requiring public review and comment will be warranted. (For example, an amendment to the Consolidated Plan is needed if the Five Year Consolidated Plan identifies only a low priority need for historic preservation, but during the five-year timeframe the City decides to establish a CDBG-funded historic preservation program that amounts to more than 25% of the City’s annual allocation.)

Annual Action Plan – The City will amend its approved Action Plan whenever one of the following decisions is made:

- To carry out an activity not previously described in the Action Plan
- To cancel an activity previously described in the Action Plan unless the subrecipient was not able to obtain other funds needed to carry out the activity
- To substantially change the purpose, scope, location, or beneficiaries of an activity

Changes in funding for an existing activity (project) not amounting to more than 25% of a program year will not be considered a substantial change to the Action Plan; no formal amendment to the Action Plan requiring public review and comment will be warranted. Any funds remaining after the completion of a project may be transferred to other existing projects if approved by the City Council.

Amendment Process

The following procedures will ensure that all citizens will have a chance to comment on the proposed amendment to the Five Year Consolidated Plan and Action Plan.

- Publish a notice of the 30-day public comment period on the proposed amendment to the adopted Consolidated Plan and/or Annual Action Plan. The notice will be published in the local newspaper and include a summary of the amendment and where copies of the proposed amendment may be examined.
- The proposed amendment will be available for public review on the City website and at the following locations:
 - Community Development Agency (116 Main Street)
 - NLR City Hall (300 Main Street)
- The City will consider any comments or views of citizens received in writing, or orally, before adopting a substantial amendment to the Consolidated Plan and/or Annual Action Plan. A summary of comments will be attached to the substantial amendment.
- Adoption of amendment by the City Council
- The adopted amendment will be submitted to the Little Rock field office of the U.S. Department of Housing and Urban Development (HUD).

REVISION OF THE ASSESSMENT OF FAIR HOUSING

The City may revise the Assessment of Fair Housing. The following outlines the criteria and procedures to be used when revising the AFH.

Significant Revision Criteria

The City will review its AFH whenever there is a “material change” that substantially alters the information upon which the AFH is based so that the analysis, fair housing contributing factors, or priorities and goals do not reflect the current situation. Samples of these material changes could be:

- Presidentially-declared disaster

- Significant demographic changes or new significant contributing factors in the City
- Notification by HUD specifying a material change that requires a revision

Revision Process

The following procedures will ensure that all citizens will have a chance to comment on the proposed revision to the Assessment of Fair Housing.

- Publish a notice of the 30-day public comment period on the proposed revision to the adopted Assessment of Fair Housing. The notice will be published in the local newspaper and include a summary of the revision and where copies of the proposed revision may be examined.
- The proposed revision will be available for public review on the City website and at the following locations:
 - Community Development Agency (116 Main Street)
 - NLR City Hall (300 Main Street)
- The City will consider any comments or views of citizens received in writing, or orally, before adopting a significant revision to the Assessment of Fair Housing. A summary of comments will be attached to the document.
- Approval of revision by the City Council
- The adopted revision will be submitted to the Little Rock field office of the U.S. Department of Housing and Urban Development (HUD).

CONSOLIDATED ANNUAL PERFORMANCE AND EVALUATION REPORT (CAPER)

The Consolidated Annual Performance and Evaluation Report (CAPER) details the accomplishments of the Consolidated Plan and the Action Plan and actions taken to overcome effects of identified impediments to Fair Housing. The following procedures will ensure that all citizens will have a chance to comment on the CAPER.

- A notice of the 15-day public comment period will be published on the CAPER. The notice will be published in the local newspaper and will include the locations at which the CAPER can be reviewed.
- The CAPER will be available for public review on the City website and at the following locations:

- Community Development Agency (116 Main Street)
- North Little Rock City Hall (300 Main Street)

Upon request, the CAPER will be made accessible to any person with disabilities.

- A summary of citizen comments will be attached to the CAPER.
- After the 15 day comment period, the CAPER will be submitted to the Little Rock Field Office of the U.S. Department of Housing and Urban Development (HUD).

TECHNICAL ASSISTANCE

Upon request, staff will provide technical assistance to groups representing extremely low, low and moderate income persons to develop funding requests for CDBG and HOME eligible activities. Technical assistance will be provided as follows:

- Answer, in writing or verbally, all inquiries received from citizens or representative groups relating to funding requests.
- Meet with groups or individuals as appropriate, to assist in identifying specific needs and to assist in preparing request/application for assistance.
- Provide bilingual translation on as needed basis.

PROCEDURES FOR COMPLAINTS

The Community Development Agency (CDA) will receive written complaints regarding the Consolidated Plan, substantial amendments, the Annual Action Plan, substantial amendments, the Assessment of Fair Housing, significant revisions, and the Consolidated Performance and Evaluation Report (CAPER) at 116 Main Street, North Little Rock, AR 72114. The CDA will provide a written response within 15 working days, where practicable.

ASSURANCES

The City of North Little Rock assures that the most diligent efforts will be made to comply with the process and procedures outlined in this Citizen Participation Plan.